

July 1961

Price 2/-

A List of
SPARE & REPLACEMENT PARTS
for the
1961

Royal Enfield
* * * *'Made like a Gun'* * *

“METEOR MINOR”
DE LUXE and SPORTS
MOTOR CYCLES

ANGERTON BROS. (MOTOR CYCLES) LTD.
BRADFORD STREET
BOLTON THE

ENFIELD CYCLE COMPANY LIMITED

Head Office & Works:

REDDITCH, WORCESTERSHIRE

ENGLAND



July, 1961.

Price 2/-

16
A List of
SPARE & REPLACEMENT PARTS
for the
1961

Royal Enfield
* * 'Made like a Gun' *

“METEOR MINOR”
DE LUXE and SPORTS
MOTOR CYCLES

●
THE
ENFIELD CYCLE COMPANY LIMITED

Head Office & Works:

REDDITCH, WORCESTERSHIRE

ENGLAND

Telegrams:
“Cycles, Redditch.”

Telephone:
Redditch 4222 (9 lines).

ANDERTON BROS. (MOTOR CYCLES) LTD.
BRADFORD STREET,
BOLTON.

INDEX

	Page
Air Filter	46
Battery	46
Brake Control, Rear	44
Carburettor	50
Chains and Covers	14, 42
Clutch	22
Crankcase	4
Crankshaft	8
Cylinder	6
" Head	6
" " Steady	38
Dual Seat	46
Electrical Equipment	46, 52, 54
Engine	4-12
Exhaust Pipes	44
Footrests	44
Frame	38
Front Fork	28
Gearbox	16-20
Handlebar	24
" Controls	24
" Control Cables	26
Lamps	54
Mudguard, Front	30
" Rear	38
Number Plate, Front	30
" " Rear	38
Oil Filter	12
" Pump	12
Pannier Fittings	40
Petrol Tank	30
Pillion Footrests	42
Piston	8
Shakeproof Washers	32
Silencer	44
Speedometer	48
Stand, Prop	42
" Centre	40
Suspension, Rear	40
Timing Cover	10
" Gear	10
Toolbox	46
Tools	48
Wheel and Brake, Front	32
" " " Rear, "De Luxe"	34
" " " " "Sports"	36
"De Luxe" } Phase 'A' Engines up to No. CC30136	
" 'B' " from No. CD30137	
"Sports" } Phase 'A' Engines up to No. EA35524	
" 'B' " from No. EB35525	

COLOURS—ENAMELLED PARTS. See notes on page 26 before ordering.

TERMS OF BUSINESS

All prices of Spare and Replacement Parts are subject to revision or modification, at our discretion, without notice.

Our terms are STRICTLY NET CASH WITH ORDER, or cash on receipt of PRO-FORMA INVOICE. Repairs and sundries items cannot be booked. Prices do not include cost of carriage or postage which will be covered by a percentage (subject to a minimum of 6d.) on the nett invoice value. C.O.D. fees and the cost of packing cases or crates are additional to the fixed surcharge.

Any part or complete motor cycle sent for repair should be consigned CARRIAGE PAID and the sender's name and address should be given in full on the address tally. Parts sent to us carriage forward are liable to be refused, and to lie with the carriers at sender's risk and expense.

Full instructions regarding the necessary repairs to be done, with advice as to the mode of despatch of the machine (or part), should be posted the same day.

When forwarding motor cycles for repair it is advisable to remove all accessories and easily detached fittings, such as badges, mascots, tools, tyre inflater, etc. Besides facilitating the work of repair, it will also prevent any loss during transit.

Order all parts by the name of the article and the No. of Part, also state the number of the engine or machine for which they are intended. The engine number will be found stamped on the driving side of the crankcase below the cylinder barrel and the machine number at the top of the front down tube or head lug.

ESTIMATES AND QUOTATIONS

When customers send complete Motor Cycles or parts thereof to us for repairs, we are always prepared to furnish estimates before proceeding with the necessary work. At the same time, it must be distinctly understood that we can only give approximate quotations. Frequently, when the actual work is in progress, it is found necessary to replace parts other than those specified in the estimate, as we make a practice of including in such estimates only those items and parts which at the time we consider really essential to put the machine (or parts) in a thoroughly satisfactory condition.

If any estimate prepared in this way is not accepted, we reserve the right to make a charge for taking down and re-assembling any parts necessary in preparing it.

When forwarding a complete Motor Cycle, Engine, or other Assembly with the request that we overhaul the same, we understand by the term "Overhaul" that it is to be entirely dismantled, thoroughly renovated, any worn parts renewed, and put in perfect working order. In case a customer desires only certain parts attended to, full instructions should be given to that effect, otherwise the cost may be in excess of that anticipated.

We cannot hold ourselves responsible for loss of, or damage to, any parts lying at our Works for repairs, unless instructions to proceed with same are given within twenty-one days of our estimate for the said repairs having been rendered.

All welded repairs to crankcase and other aluminium parts are carried out with extreme care, but we cannot give any guarantee with or accept responsibility for, any parts so treated.

GUARANTEE

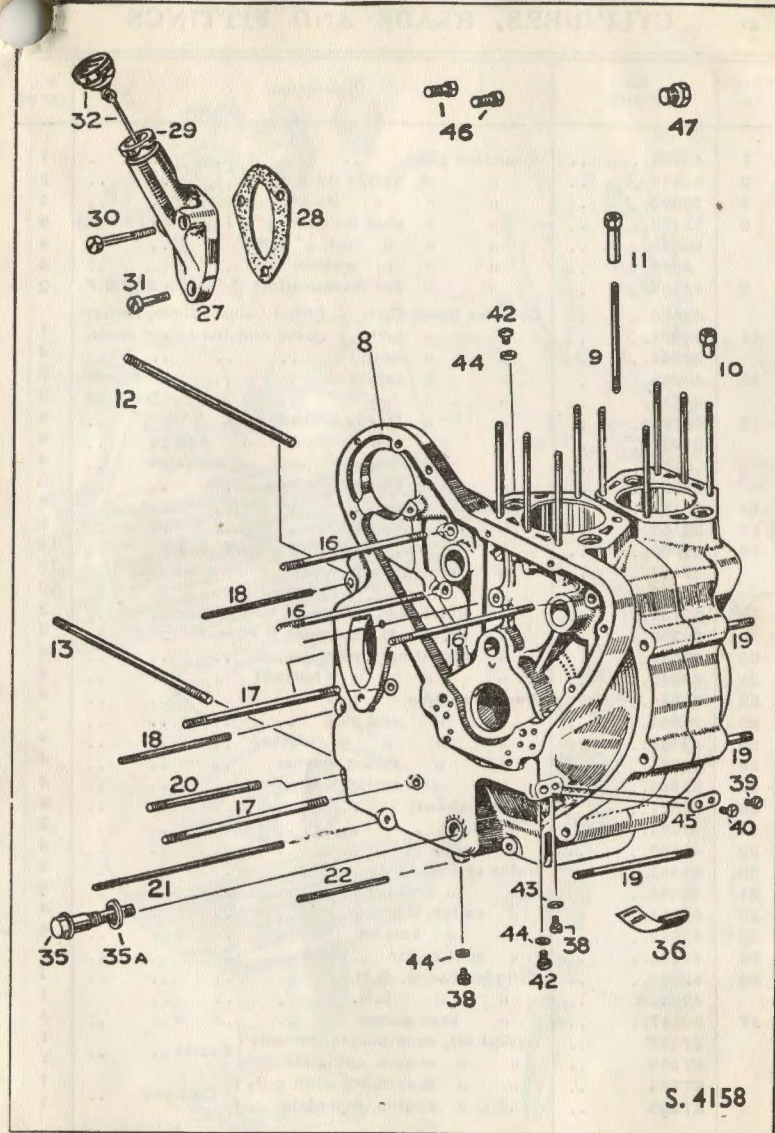
We respectfully refer customers to the terms of guarantee on page 56.

ENGINE UNIT & CRANKCASE ASSEMBLY

Illus. No.	No. of part.	Description.	N. per
	46122..	500 c.c. Twin engine unit with distributor, sparking plugs and sprocket— De Luxe	1
	46123..	Engine unit as above— Sports	1
8	38681C Phase A	Crankcase assy. with main and camshaft bearings; tappets and guides and studs securing cylinders, crankcase halves, chain tensioners and gearbox	1
	46137 Phase B	Stud, cylinder and head, $\frac{1}{8}'' \times 4\frac{1}{16}'' \times 22$ (B.S.F.)	10
9	32828A ..	nut, $\frac{5}{16}'' \times \frac{1}{2}''$ shouldered	2
10	34705..	4
11	32762..	4
	38639..	4
	38657..	washer, $\frac{5}{16}'' \times \frac{1}{2}''$ O.D.	6
	5975..	4
12	35733..	gearbox, top, $\frac{3}{8}'' \times 5\frac{1}{2}'' \times 26$	2
13	34000..	2
	29854..	nut	4
	15641..	washer..	4
16	34368..	crankcase, top, $\frac{5}{16}'' \times 4\frac{1}{2}'' \times 22$ (B.S.F.)	3
17	35589..	2
18	35595..	2
19	36079..	3
20	44360..	rear eng. plate $\frac{1}{16}'' \times 5'' \times 22$ (BSF)	1
21	34373..	bottom, $\frac{1}{4}'' \times 8\frac{3}{8}'' \times 26$ (B.S.F.)	1
22	34379..	1
	27620..	nut, $\frac{1}{4}'' \times 26$ (B.S.F.)	8
	82..	washer, $\frac{1}{8}''$	8
	27621..	nut, $\frac{5}{16}'' \times 22$ (B.S.F.)	4
	8633..	6
	36221..	3
	8634..	washer, $\frac{5}{16}''$	13
27	40383..	Oil filler extension	1
28	34365..	1
29	18275..	1
30	35591..	2
31	35592..	1
32	42636..	1
35	37894..	Drain plug and filter assy.	1
35A	17024..	1
	26127..	Drain plug	1
	F511..	1
36	38666..	Oil shield Phase A	2
	46121..	1
	46140..	1
	35636..	6
38	16476..	3
39	34375..	1
40	34374..	1
42	34373..	1
	26177..	1
43	30394..	2
44	36136..	1
45	34381..	1

(Continued at foot Page 16)

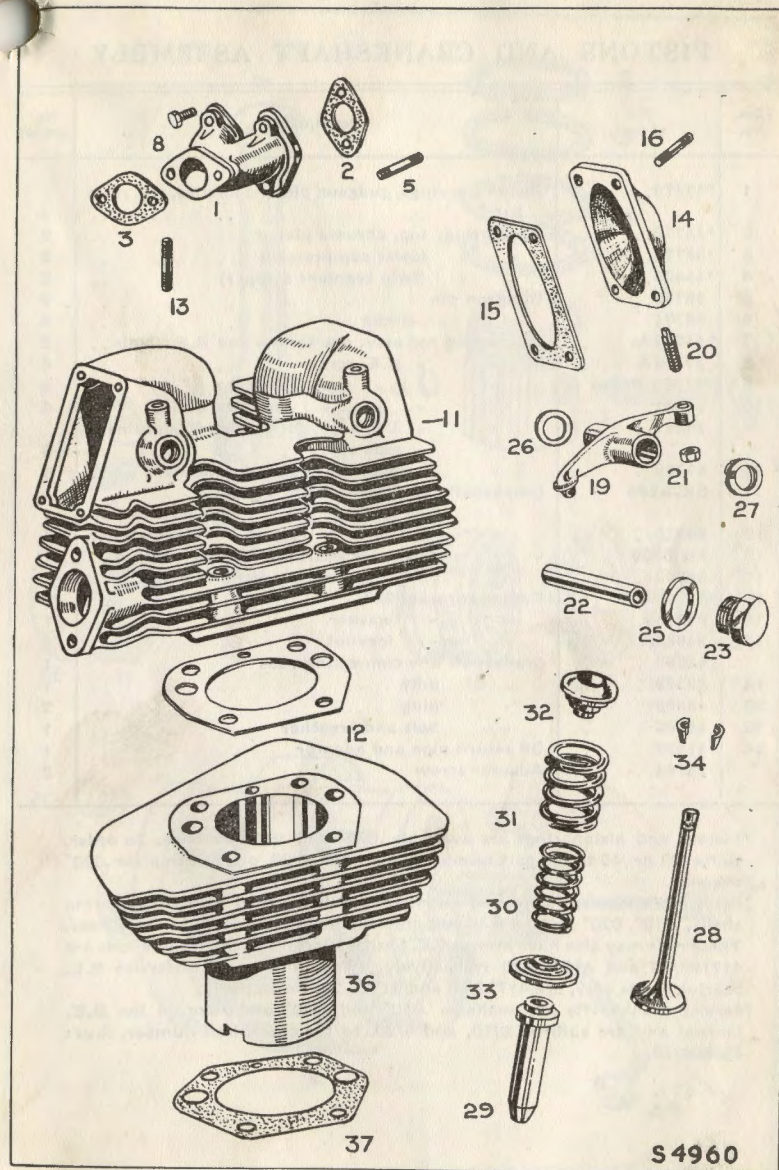
Phases A & B, see Page 2



S. 4158

CYLINDERS, HEADS AND FITTINGS

Illus. No.	No. of part.	Description.	No. per set
1	42725..	Induction pipe	1
2	36566..	" " gasket (to head)	2
3	33002..	" " " (to carburettor)	1
5	31170..	" " stud (to head) $\frac{1}{2} \times 1 \frac{1}{8} \times 26$ (B.S.F.)	4
	40505..	" " " nut, $\frac{1}{2}$ " B.S.F.	4
	9908..	" " " washer	4
8	42835..	" " " pin (carburettor) $\frac{1}{8} \times \frac{3}{8} \times 22$ B.S.F.	2
	43420..	Cylinder head, R.H. { Fitted valve guides, rocker	
11	43421..	" " " L.H. { cover and induction studs.	1
	38641..	" " " dowel	4
12	42245..	" " " gasket— Sports	2
	38636..	" " " " De Luxe	2
13	35780..	" " " steady bracket stud, $\frac{5}{16} \times \frac{11}{16}$ "	4
	27621..	" " " " " nut	4
	8634..	" " " " " washer	4
	33587..	" " " blanking screw	2
14	32552..	Rocker box cover	4
15	32553..	" " " " gasket	4
16	31262..	" " " " stud, $\frac{1}{2} \times \frac{7}{8} \times 26$ (B.S.F.)	16
	37852..	" " " " " nut	16
	82..	" " " " " washer	16
19	39735..	" " (Inlet R.H., Exhaust L.H.)	2
	39736..	" " (inlet L.H., Exhaust R.H.)	2
20	32550..	" " " adjusting screw	4
21	32549..	" " " " locknut	4
22	38644..	Rocker spindle	4
23	36985..	" " " " end plug	4
25	39468..	" " " " " washer	4
26	32554..	" " " " " thrust washer	4
27	35904..	" " " " " spring washer	4
28	43521..	Valve, exhaust	2
	42661..	" " " " " Inlet	2
29	42660..	" " " " " guide	4
30	45353..	Valve spring, inner	4
31	42692..	" " " " " outer	4
32	42651..	" " " " " collar, top	4
33	42652..	" " " " " " bottom	4
34	42492..	" " " " " split collar	4
36	42520..	Cylinder barrel, R.H.	1
	42521A	" " " " " L.H.	1
37	36587..	" " " " " base gasket	4
	ST282	Gasket set, decarbonisation only } Sports	1
	ST283	" " " " " engine, complete	1
	ST284	" " " " " decarbonisation only } De Luxe	1
	ST285	" " " " " engine, complete	1



S4960

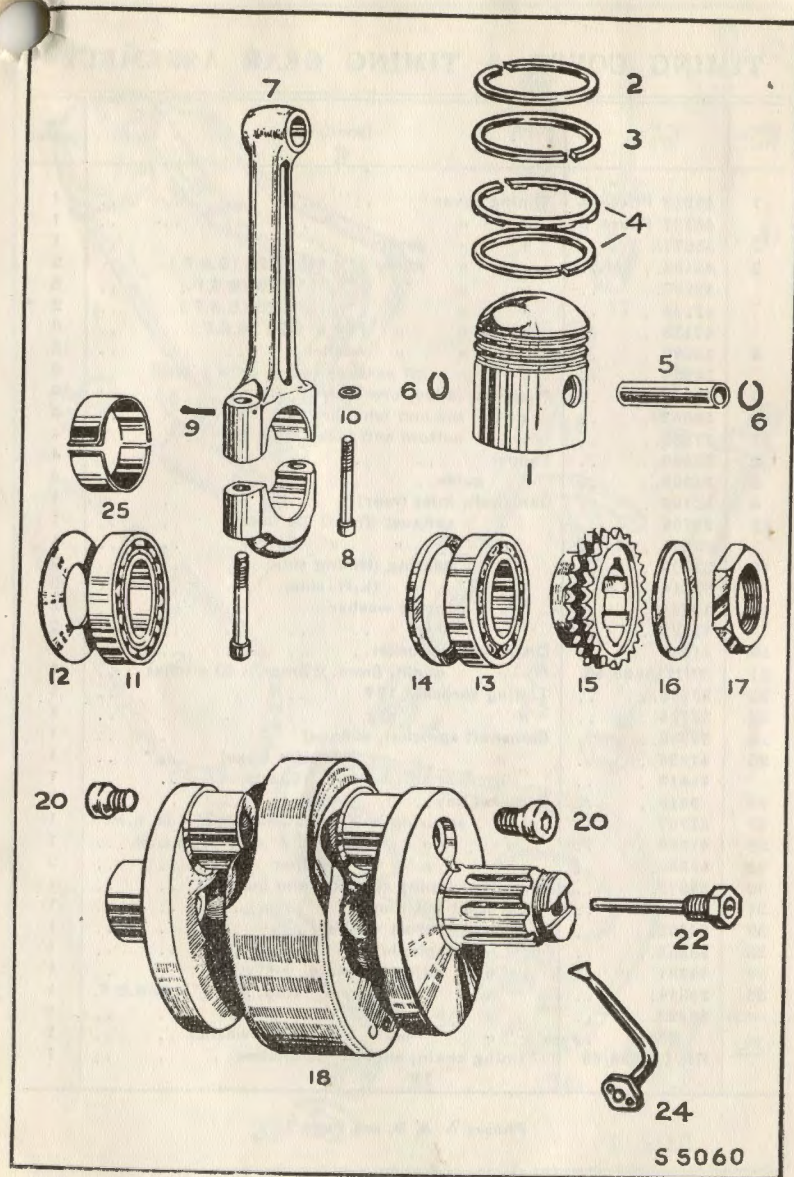
PISTONS AND CRANKSHAFT ASSEMBLY

Illus. No.	No. of part.	Description.	No. per set
1	*45376..	Piston c/w rings, gudgeon pin and circlips, std. ratio 8:1	2
2	*38772..	Piston ring, top, chrome plated	2
3	*38773..	" " lower compression	2
4	*45402..	" " (twin segment scraper)	2
5	38770..	Gudgeon pin	2
6	38771..	" " circlip	4
X 7	†41719A	Connecting rod assy. c/w screws and B.E. shells	2
8	37311A	" " B.E. screw	4
9	37486 Phase A	" " " split pin $\frac{1}{8} \times 1$ "	4
10	14691..	" " " washer	4
	38017..	" " S.E. bush (for Service Replacement rods only)	2
X 25	41722..	" " B.E. bearing shell (one half)	4
11	SK/N209	Crankshaft timing-side roller bearing, 45×85×19mm.	1
12	38275..	" " " " " steel washer	1
13	SK/6209	" drive-side bearing, 45×85×19mm..	1
14	34062..	" " " bearing distance collar	1
15	41965A	Engine sprocket 29T	1
16	34076..	" " washer	1
17	34064..	" " locknut	1
	†43380..	Crankshaft c/w connecting rods	1
18	43379..	" only	1
20	43388..	" plug	2
22	45403..	" bolt and breather	1
24	41327..	Oil return pipe and adaptor	1
	29781..	Adaptor screw	2

*Pistons and piston rings are available .020" and .040" oversize. To order, suffix /20 or /40 to the part number. Thus: 45376/20, piston complete .020" oversize.

†Service replacement conn. rod assys. are available fitted with B.E. bearing shells, .010", .020" undersize to suit crankshafts ground down to these sizes. These rods may also have bronze S.E. bushes. Part numbers of these rods are 41719S/10 and 41719S/20 respectively. Part numbers of undersize B.E. bearing shells only, are 41722/10 and 41722/20, respectively.

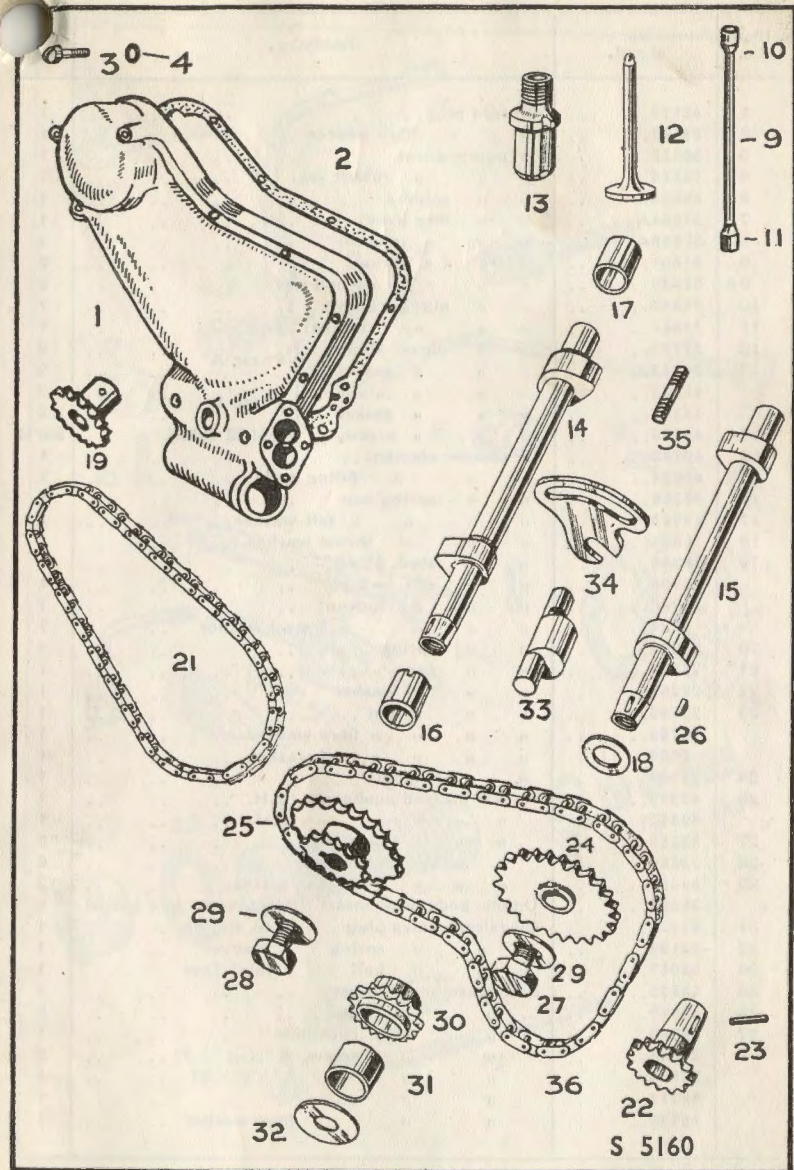
†Service crankshafts are available .010" and .020" undersize on the B.E. journal and are suffixed S/10, and S/20, to the crankshaft number, thus: 43380S/10.



TIMING COVER & TIMING GEAR ASSEMBLY

Illus. No.	No. of part.	Description.	No. per set
1	40213 Phase A	Timing cover	1
	46127 Phase B	" "	1
2	38676A	" " gasket	1
3	42133..	" " screw $\frac{1}{4} \times 1\frac{1}{8} \times 26$ (B.S.F.)	2
	42139..	" " " $\frac{1}{4} \times 1\frac{1}{8} \times 26$ (B.S.F.)	5
	42140..	" " " $\frac{1}{4} \times 1\frac{1}{8} \times 26$ (B.S.F.)	2
	42136..	" " " $\frac{1}{4} \times 2 \times 26$ (B.S.F.)	3
4	34690..	" " " washer	12
	28858..	" " oil passage screw $\frac{1}{8} \times \frac{1}{4} \times 32$	3
9	42523..	Push rod (alloy) c/w ends	4
10	38052..	" " top end (shallow cup)	4
11	37839..	" " bottom end (deep cup)	4
2	23480..	Tappet	4
3	34360..	" guide	4
4	32708..	Camshaft, inlet (rear)	1
15	32705..	" exhaust (front) De Luxe	1
	35345..	" " " Sports	1
16	32709..	" bearing (timing side)	2
17	32710..	" " (L.H. side)	2
18	35894..	" thrust washer	2
	42528..	" shim	2
19	41936..	Distributor sprocket	1
21	RN/110500/40	" chain, 8mm. \times 3mm. \times 40 pitches	1
22	35735..	Timing sprocket 12T	1
23	35724..	" " peg	1
24	34350..	Camshaft sprocket, exhaust	1
25	41935..	" " inlet (De Luxe)	1
	45410..	" " " (Sports)	1
26	9410..	Sprocket key	2
27	32707..	" securing bolt, exhaust, $\frac{1}{2} \times \frac{7}{8} \times 26$ L.H.	1
28	41968..	" " " inlet $\frac{1}{2} \times 1\frac{1}{8} \times 26$ L.H.	1
29	15380..	" " " washer	2
30	34372..	Chain tensioning sprocket and bush	1
31	34354..	Sprocket bush only	1
32	34353..	" thrust washer	1
33	38552..	" spindle	1
34	34351..	" adjusting plate	1
35	29314..	" " stud, $\frac{1}{4} \times \frac{7}{8} \times 26$ B.S.F.	1
	36222..	" " " nut	1
	82..	" " " washer	1
	RN/110038/66	Timing chain, endless, 66 pitches	1

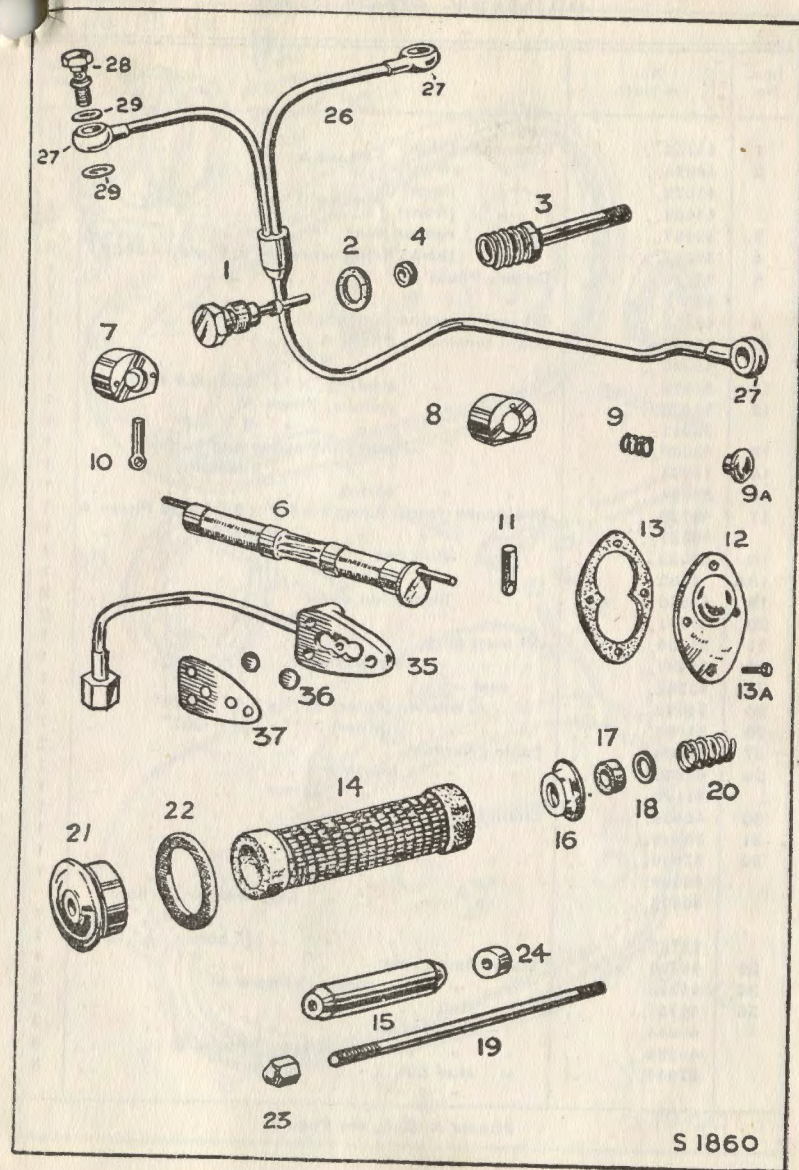
Phases A & B, see Page 2



OIL PUMP, FILTER ASSEMBLY AND CRANKCASE BREATHER

Illus. No.	No. of part.	Description.	N per set
1	42113..	Oil feed plug..	1
2	24177..	" " " fibre washer ..	1
3	38822..	" " " pump worm ..	1
4	42114..	" " " rubber seal ..	1
6	38823..	" " " spindle ..	1
7	37665A..	" " " disc (feed) ..	1
8	37666A..	" " " (return) ..	1
9	41851..	" " " spring ..	2
9A	37669..	" " " " end pad ..	2
10	34346..	" " " plunger (feed) ..	1
11	34347..	" " " (return) ..	1
12	37783..	" " " (cover alum.) ..	2
13	34349..	" " " gasket } Phase A ..	2
	45382..	" " " (alum.) } Phase B ..	2
	45383..	" " " gasket } ..	2
13A	45385..	" " " screw, $\frac{3}{16}$ " \times $\frac{1}{2}$ " \times 32 B.S.F. ..	8or12
14	40792..	" cleaner element ..	1
15	40684..	" " " filling piece ..	1
16	28254..	" " " spring cup ..	1
17	18793..	" " " felt washer ..	1
18	8894..	" " " thrust washer ..	1
19	28255..	" " " stud, $\frac{3}{8}$ " \times $6\frac{1}{4}$ " ..	1
	18785..	" " " washer ..	1
	28996..	" " " locknut ..	1
	8894..	" " " " steel washer ..	1
20	28259..	" " " spring ..	1
21	28256..	" " " cap ..	1
22	28258..	" " " washer ..	1
23	23748..	" " " nut ..	1
	18785..	" " " fibre washer ..	1
	8894..	" " " " steel washer ..	1
24	42505..	" " " magnet ..	1
26	43340..	Rocker oil feed pipe comp. R.H. ..	1
	43342..	" " " " " L.H. ..	1
27	32388..	" " " " banjo ..	6
28	32389..	" " " " union body ..	6
29	39469..	" " " " " washer ..	12
	38621..	Union body wire insert (In crankcase and heads) ..	6
31	34424..	Oil release valve plug } In timing ..	1
32	22199..	" " " " " spring } cover ..	1
33	32017..	" " " " " ball } joint face ..	1
35	45315..	Crankcase breather assy. ..	1
36	39879..	" " " disc ..	2
37	39880..	" " " backplate ..	1
	26648..	" " " screw, $\frac{3}{16}$ " \times $\frac{11}{16}$ " \times 32 ..	2
	26664..	" " " " " $\frac{3}{16}$ " \times $\frac{3}{8}$ " \times 32 ..	1
	45311..	" " " union ..	1
	18785..	" " " " fibre washer ..	1

Phases A & B, see Page 2

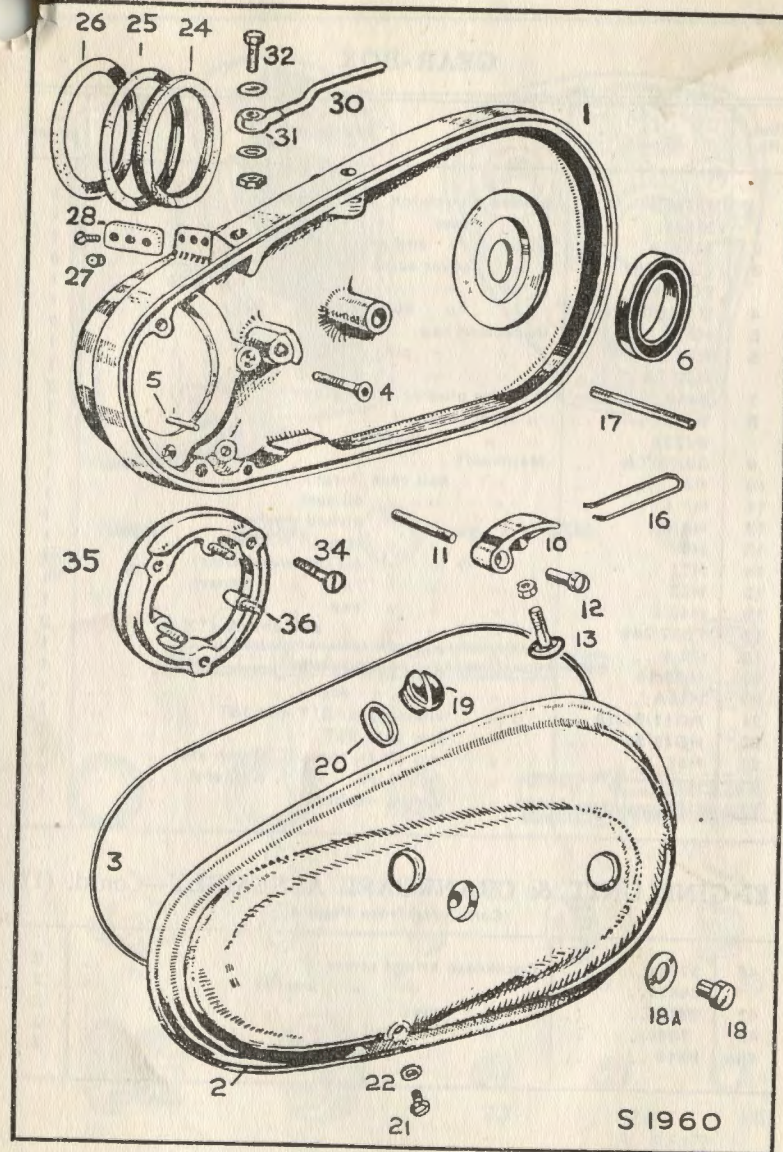


S 1860

PRIMARY CHAINCASE


Illus. No.	No. of part.	Description.	No. per set
1	44723..	Chaincase (back) } Phase A	1
2	42972..	" (front) } Phase A	1
	45372..	" (back) } Phase B	1
	43405..	" (front) } Phase B	1
3	40097..	rubber joint	1
4	38027..	(back) fixing screw $\frac{1}{8} \times 1 \text{ o'all} \times 26 \text{CEI}$	3
5	32373..	Dowel, Phase A	1
	45373..	" " B	1
6	43565..	Oil seal (gearbox mainshaft)	1
10	39480A	Chain tensioner, Phase A	1
	45386..	" " B	1
11	34456..	" stud, $\frac{3}{16} \times 1 \frac{1}{4} \times 22$ (B.S.F.)	1
12	34453..	" spindle, Phase A	1
	36911..	" " B	1
13	45366..	" adjusting screw and buffer	1
14	15771..	" " locknut	1
16	39664..	" spring	1
17	43715..	Chaincase (front) fixing stud $\frac{3}{8} \times 2 \frac{1}{8} \times 26$ Phase A	1
	45387..	" " Phase B	1
18	35032..	" stud nut	1
18A	1580..	" washer	1
19	40640..	" inspection cover	2
20	40641..	" " washer	2
21	35704..	Oil level plug	1
22	31497..	" " fibre washer	1
24	43382..	" seal	1
25	34069..	" " washer (outer) $3 \frac{1}{4} \times 2 \frac{3}{32} \times .024$	1
26	34068..	" " (inner) $3 \frac{1}{4} \times 2 \frac{3}{32} \times .007$	1
27	42268..	Cable grommet	2
28	42269..	" " housing	1
	31172..	" " screw	1
30	45404..	Chaincase breather	1
31	36999..	" " banjo	1
32	37000..	" " union	1
	45408..	" " nut	1
	30395..	" " fibre washer, $\frac{3}{8}$ bore $\times \frac{3}{16}$ thick	1
	13785..	" " " $\frac{3}{4}$ bore $\times \frac{1}{16}$ thick	1
35	44390..	Stator fixing ring	1
34	44718..	" " screw } Phase A	3
36	44717..	" stud .. } Phase A	3
	45443..	" fixing stud .. } Phase B	3
	45388..	" distance collar .. } Phase B	3
	27944..	" stud nut .. } Phase B	3

Phases A & B, see Page 2



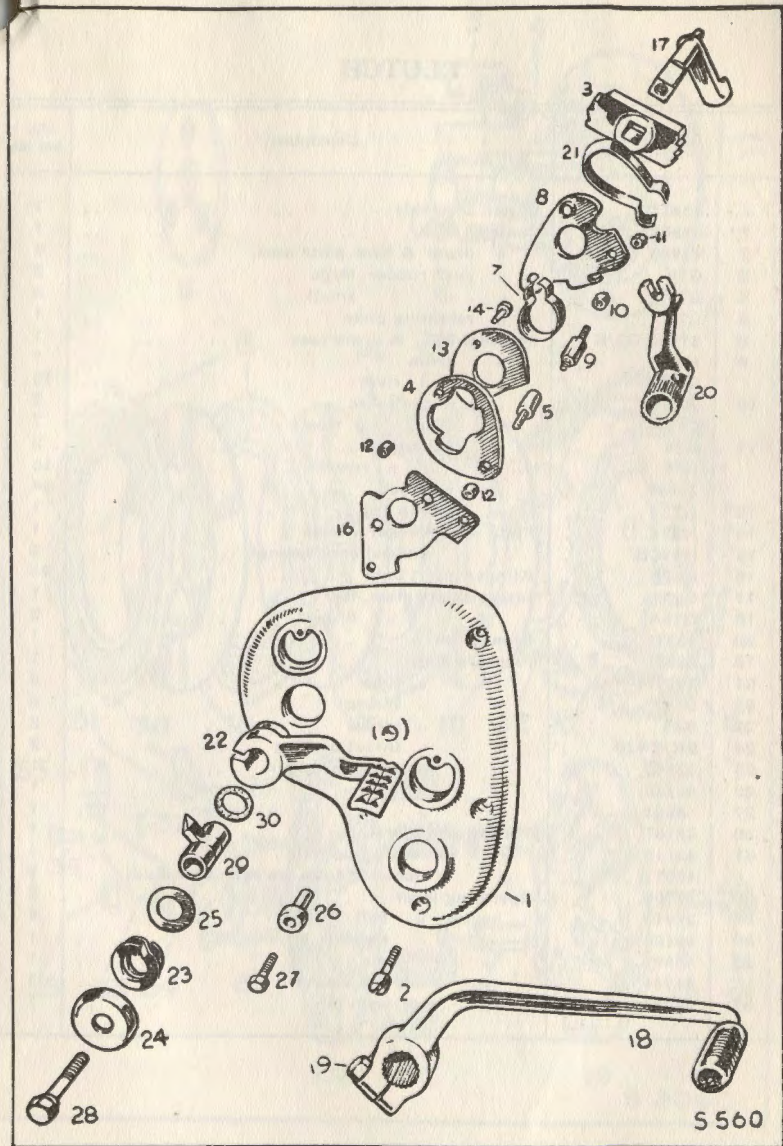
GEAR-BOX—Contd. (1)

Illus. No.	No. of part.	Description.	No. per set
1	M13	Layshaft	1
2	H14	" bush (case end)	1
3	H15	" " (kickstart end)	1
4	H18	" splined bush	1
5	HG17/15	" low gear pinion 15T	1
6	HG18/19	" second gear pinion 19T	1
7	HG19/22	" third gear pinion 22T	1
8	HG20/25	" high gear and kickstart wheel 25T	1
9	H21/4	Footstarter spindle	1
10	H77	" " oil seal	1
	H15A	" " washer	1
11	37855	" pawl	1
12	H23A	" " plunger	1
13	H23	" " " spring	1
14	37856	" " stop plate	1
15	37857	" " " bolt	2
16	E187/5	" return spring	1
17	H42/42A/5	" crank assy.	1
18	H42A/4	F/S pedal	1
19	H42B	" " bolt	1
20	H42C	" " lock spring	1
21	32018	" " " ball	1
22	G46KS	" " rubber	1
23	H43S	" " crank bolt and nut	1
24	H33	Gear operator (inside)	1
25	H34	" " fork	1
26	G2/36	" " pin	1
27	G2/37	" " bush	1
28	H67Ass.	" " selector box assy.	1
	H67B	" " " nut	1
	H67C	" " " washer	1
29	H49/A19	Drive sprocket 19T	1
30	G2/53	" " distance piece	1
31	H120	" " locknut	1
32	H121	" " " felt washer	1
33	H122	" " " screw	1



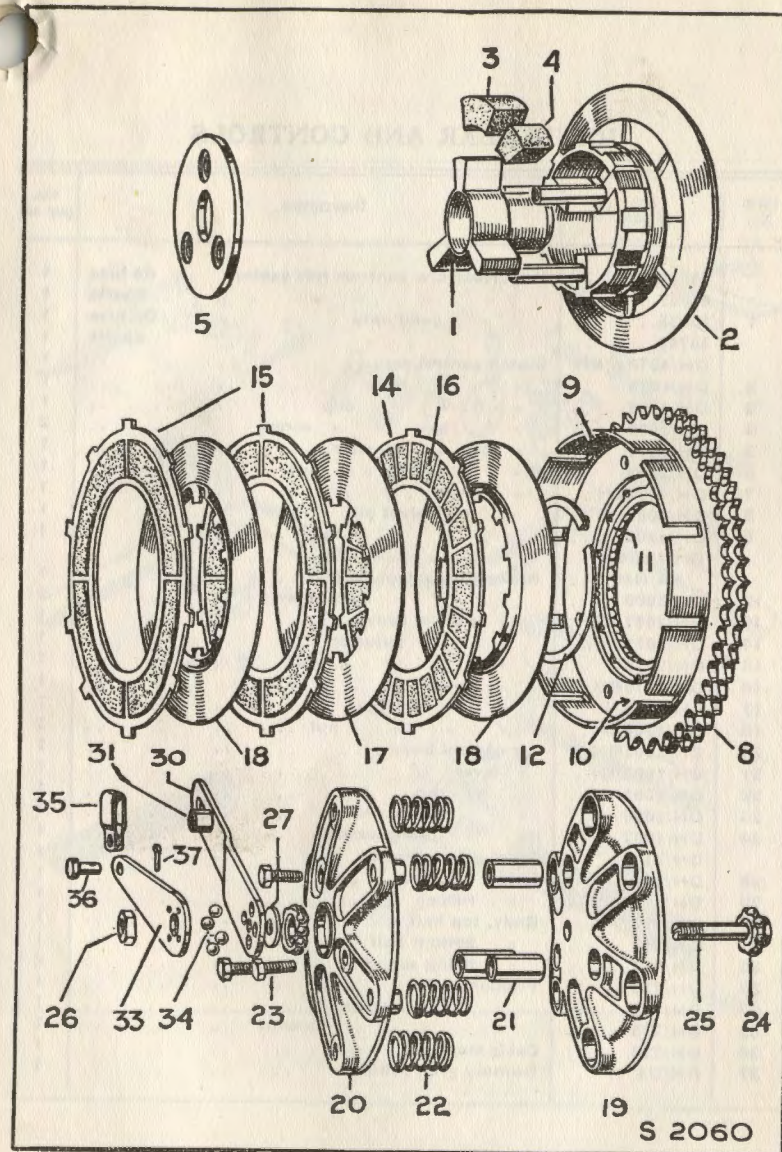
GEAR-BOX—Contd. (2)

Illus No.	No. of part.	Description.	No. per set
1	33887A	Foot control cover	1
2	FC57/212	F/C cover screw, ch.hd. $\frac{1}{4}$ " \times 2 $\frac{3}{8}$ " \times 20	2
	FC/57/103	" " " " $\frac{1}{4}$ " \times 1 $\frac{3}{8}$ " \times 20	2
	G2/14..	" " oil hole screw, ch.hd. $\frac{1}{4}$ " \times $\frac{3}{16}$ " \times 24	1
3	HFC4/85	" ratchet (inner)	1
4	FC1/85/1	" " (outer)	1
5	FC44 ..	" " operating pin	1
7	FC51 ..	" " spring	1
8	FC41/1	" adjuster plate	1
9	FC48 ..	" " " pin	2
10	FC58 ..	" " " " bush	2
11	H113 ..	" " " " nut	2
12	FC45 ..	" " " " spring stop	1
13	FC53 ..	" plate	1
	FC54 ..	" " " pin bush	2
14	FC46 ..	" " " spring stop	1
16	FC42/1	" stop plate and spring retainer.. .. .	1
17	FC47/E	" operator shaft with lever	1
	FC6E ..	" " " " bush	1
18	FC30F	" lever	1
19	FC30A	" " " pinch bolt.. .. .	1
20	FC48F	" " " (short, inside)	1
21	FC52/1	" " " return spring	1
22	NS1/1	Neutral lever	1
23	NS2 ..	" " " spring.. .. .	1
24	NS8 ..	" " " " cap	1
25	NS4 ..	" " " " washer	1
26	NS6 ..	" " " " eccentric bush	1
27	NS5 ..	" " " " stop pin	1
28	NS8 ..	" " " " securing pin	1
29	NS7 ..	Gear indicator	1
30	NS9 ..	" " " " washer	1



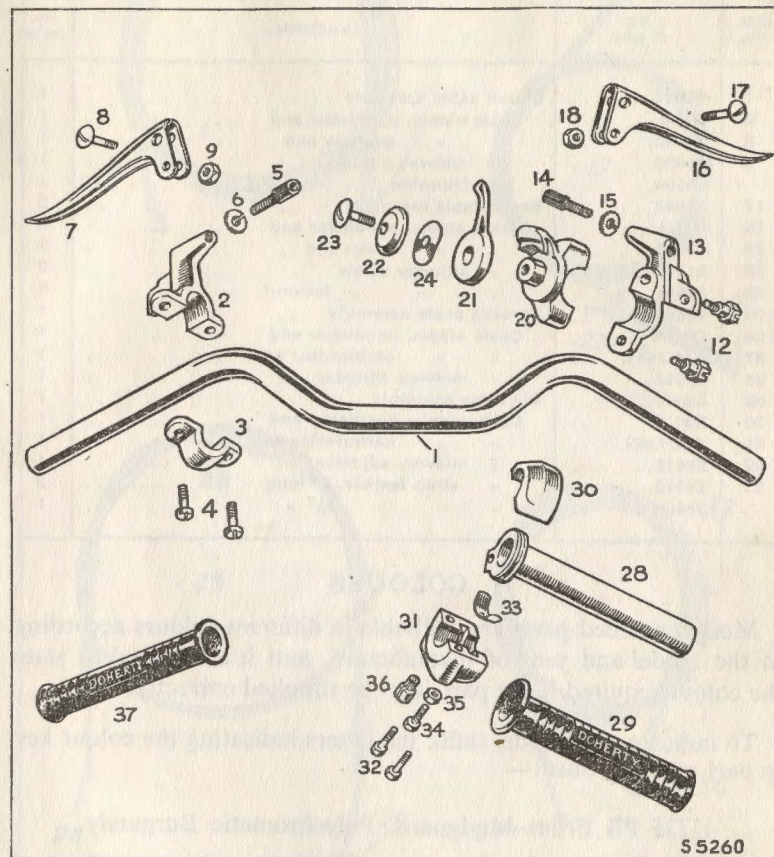
CLUTCH

Illus. No.	No. of part.	Description.	No. per set
	42973A	Clutch assembly	1
1	42968	Centre	1
2	42980	drum & back plate assy.	1
3	G70	cush rubber, large	3
4	G70A	" " " small	3
5	G71	retaining plate	1
8	27535/G2/K	Sprocket 56T, & drum assy.	1
9	H81	drum	1
	G74A	rivet	15
10	H82K	friction disc	2
	C10	" " rivet	7
11	G74	ball cage	2
	G66	" " rivet	15
	32017	race ball	54
12	H72	circlip	1
14	H89K	Plate with Klinger inserts	1
15	H89CB	" " bonded cork facings	2
16	G67K	Klinger insert only	24
17	G75	Intermediate plate, flat	1
18	G75A	" " dished	2
20	42975	Front plate	1
19	42843	Pressure plate	1
21	42970	" " tube	3
22	G78	" " spring	6
23	G80	" " screw	3
24	SK/EN10	" " thrust bearing	2
25	42842	" " withdrawal pin	1
26	42440	" " " " locknut	1
27	8894	" " " " washer	1
30	42107	Torque arm c/w stop	1
31	42115	" " cable stop only	1
	42971	" " locating tube (on chaincase stud)	1
33	42105	Operating lever	1
34	32018	" " ball	4
35	42108	" " knuckle	1
36	45221	" " pin	1
	31741	" " washer	1
37	28000	" " split pin	1



HANDLEBAR AND CONTROLS

Illus. No.	No. of part.	Description.	No. per set	
	44866.. ..	Handlebar c/w controls less cables	De luxe	1
	44867.. ..	" " " " " "	Sports	1
	40885.. ..	" " bend only	De luxe	1
	44780.. ..	" " " " " "	Sports	1
1	DH/407PA/LH	Clutch control assy		1
2	DH/1078	" " body		1
3	DH/1008	" " clip		1
4	DH/1009	" " " " screw		2
5	DH/2071	" " adjuster		1
6	DH/2072	" " " " nut		1
7	DH/4070LH	" lever		1
8	DH/5066	" " pivot pin		1
9	DH/1102	" " " " nut		1
	DH/100/407 PA/RH	Brake/Air control assy		1
12	DH/5000	" " " " body screw		2
13	DH/1077ARH	" control body		1
14	DH/2071	" " adjuster		1
15	DH/2072	" " " " nut		1
16	DH/1070RH	" lever		1
17	DH/5066	" " pivot pin		1
18	DH/1102	" " " " nut		1
20	DH/1001RH	Air control body		1
21	DH/1002RH	" lever		1
22	DH/1005	" " cap		1
23	DH/1006	" " " " screw		1
24	DH/1007	" " spring washer		1
	DH/71	Twist grip complete		1
28	DH/711	Rotor		1
29	DH/719	" rubber		1
30	DH/712	Body, top half		1
31	DH/713	" bottom half		1
32	DH/717	" fixing screw		2
33	DH/716	Friction spring		1
34	DH/714	" " " " screw		1
35	DH/715	" " " " locknut		1
36	DH/718	Cable stop		1
37	DH/U4	Dummy grip, rubber		1



HANDLEBAR CONTROL CABLES

Illus. No.	No. of part.	Description.	No. per set
1	45982..	Clutch cable assembly	1
2	DH/J ..	Cable nipple, handlebar end	1
3	40595..	" " gearbox end	1
4	41086..	" midway adjuster	1
	40594..	" trunnion	1
17	44942..	Brake cable assembly	2
18	DH/J ..	Cable nipple, handlebar end	2
19	38081..	" " brake end	2
23	21872..	" adjuster screw	2
24	26471..	" " " locknut	2
25	38603..	Throttle cable assembly	1
26	DH/A ..	Cable nipple, handlebar end	1
27	AM/1482 ..	" " carburettor end	1
28	38613..	" midway adjuster	1
29	38608..	Air cable assembly	1
30	DH/A ..	Cable nipple, handlebar end	1
31	AM/1482 ..	" " carburettor end	1
32	38613..	" midway adjuster	1
35	29610..	" strap leather, 7" long	3
	29609..	" " " 3½"	1

COLOURS

Most enamelled parts are available in different colours according to the model and year of manufacture, and it is essential to state the colour required if the part is to be supplied correctly.

To indicate the colour, suffix the letters indicating the colour key to part number, thus :—

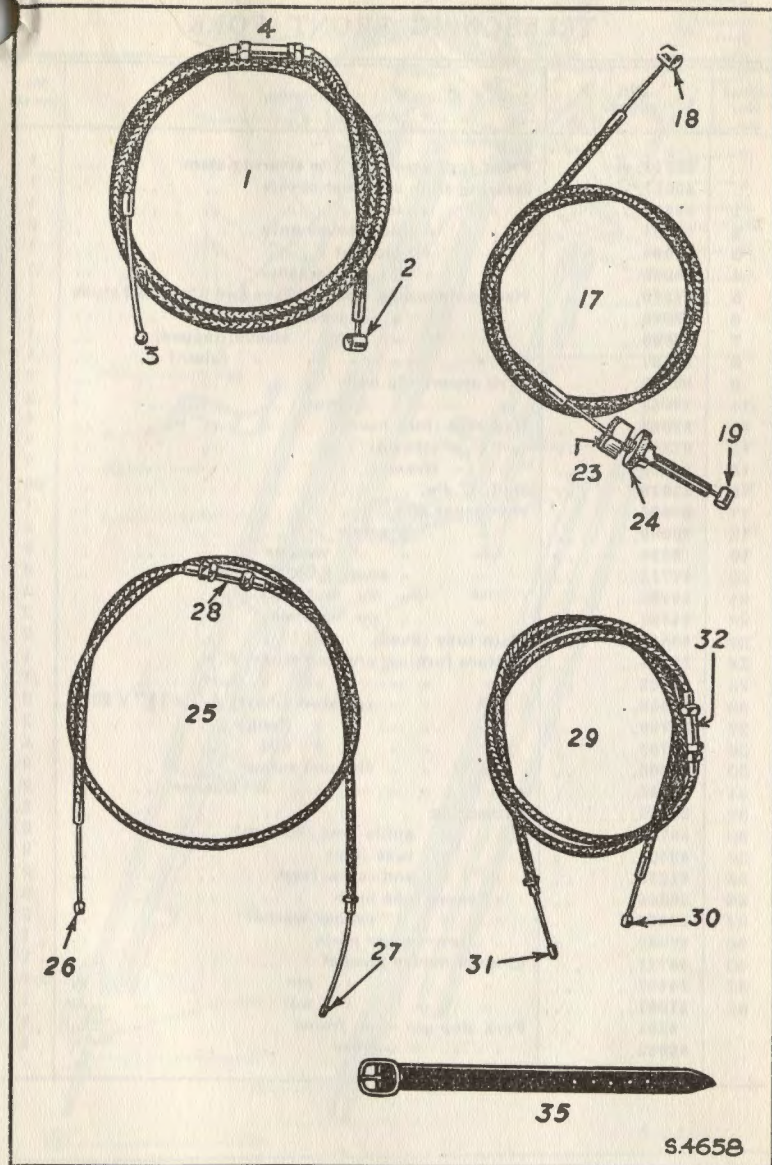
43735 PB Front Mudguard, Polychromatic Burgundy.

If no colour is specified the part will normally be supplied in black or the standard colour applicable to the machine.

The following colours are available:—

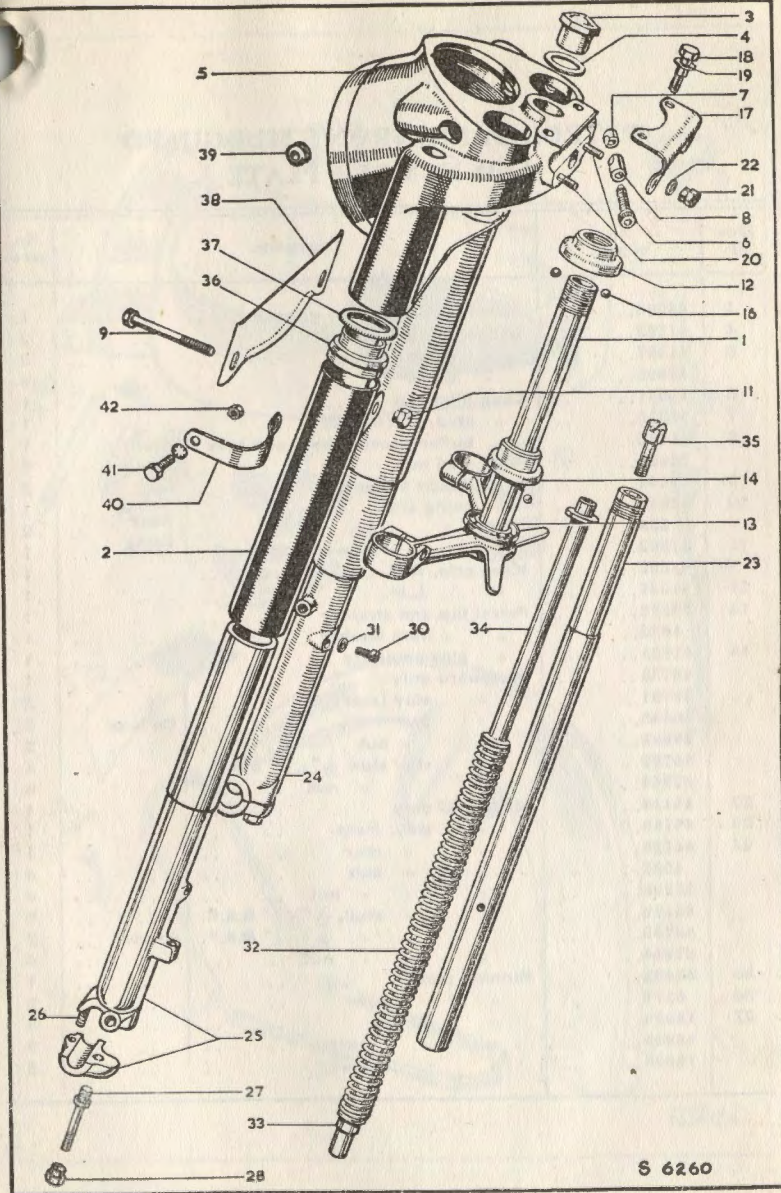
Black — Poly. Burgundy, PB

Black — Poly. Peacock Blue, PPB



TELESCOPIC FRONT FORK

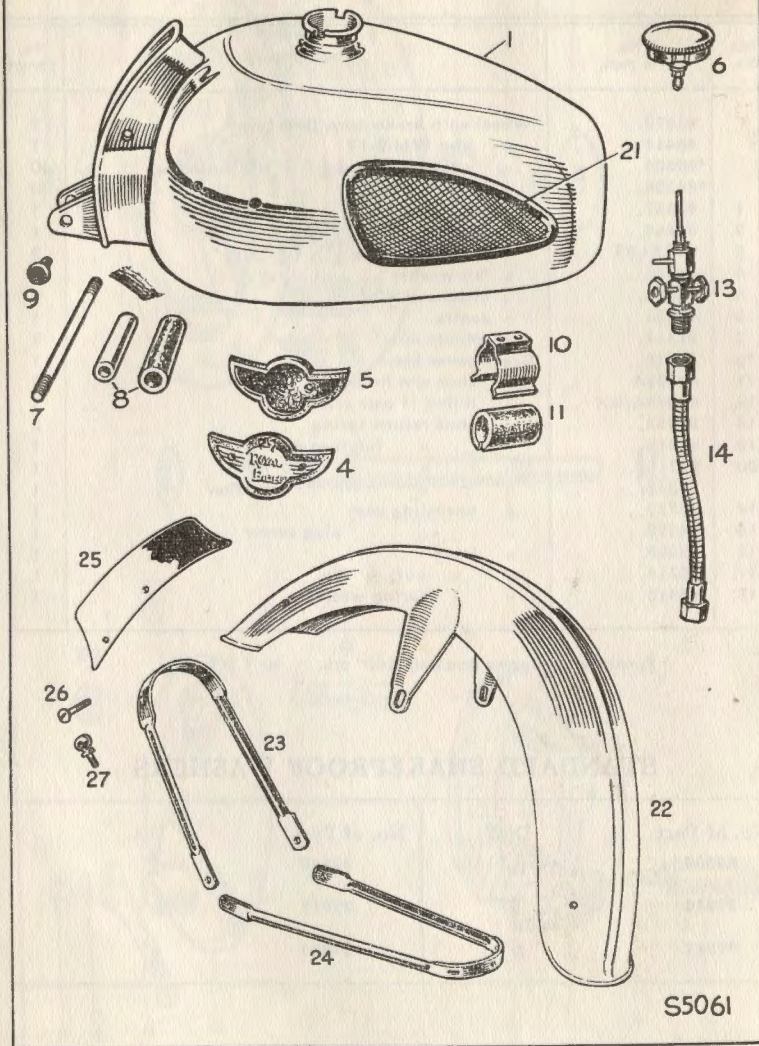
Illus. No.	No. of part.	Description.	No. per set
	48717..	Front fork assembly c/w steering stem ..	1
	42017..	Steering stem c/w dust covers ..	1
1	39433..	" " less " ..	1
2	38881..	" " dust cover only ..	2
3	36094..	" " locknut ..	1
4	36095..	" " washer ..	1
5	41219..	Headlamp casing c/w ball race and h'bar clip studs ..	1
6	38888..	" " clip bolt ..	1
7	38886..	" " " " sleeve (tapped) ..	1
8	38887..	" " " " (plain) ..	1
9	39038..	Fork crown clip bolt ..	2
11	27944..	" " " " nut ..	2
12	27248..	Ball race (fork head) ..	1
13	27249..	" " (crown) ..	1
14	34085..	" " (frame) ..	2
16	32018..	Ball, 1/2" dia. ..	38
17	38895..	Handlebar clip ..	1
18	35699..	" " screw ..	2
19	8894..	" " washer ..	2
20	41713..	" " stud, 1/8" x 1 1/2" x 26 ..	2
21	26168..	" " " " nut ..	2
22	14691..	" " " " washer ..	2
23	43561..	Main tube (fixed) ..	2
24	39784..	Bottom fork leg c/w cap studs, R.H. ..	1
25	39783..	" " " " " " L.H. ..	1
26	38063..	" " " " cap stud (short) 1/8" x 1 1/2" x 22 ..	2
27	39762..	" " " " " " (long) ..	2
28	34705..	" " " " " " nut ..	4
30	32405..	" " " " " " oil level screw ..	2
31	30394..	" " " " " " washer ..	2
32	39770..	Forkspring ..	2
33	39768..	" " guide tube (bottom) ..	2
34	43568..	" " " " tube (top) ..	2
35	41216..	" " " " end screw (top) ..	2
36	38844..	" " cover tube bush ..	2
37	38877..	" " " " rubber washer ..	2
38	39639..	" " crown cover plate ..	1
40	39711..	Licence holder bracket ..	1
41	14447..	" " " " " " pin ..	1
42	27001..	" " " " " " nut ..	1
	4281..	Fork stop pin —on frame ..	1
	39002..	" " " " " " washer ..	1



S 6260

PETROL TANK, FRONT MUDGUARD AND NUMBER PLATE

Illus. No.	No. of part.	Description.	No. per set
1	44054..	Petrol tank with knee grips only	1
4	41852..	Badge, "Royal Enfield"	2
5	41307..	" rubber mount	2
42195..	42195..	" screw	4
6	15941..	Tank filler cap	1
7	25336..	" stud, $\frac{3}{8}$ " \times 3" \times 26	1
8	41602..	" buffer sleeve rubber and tube	1
26995..	26995..	" stud nut	2
9	41044..	" steady buffer	2
10	43617..	" fixing clip	1
253..	253..	" " " pin	2
11	41562..	" " " sleeve, rubber	1
41522..	41522..	Knee grip, R.H.	1
21	41521..	" " L.H.	1
13	36588..	Petrol tap and strainer	1
5662..	5662..	" " fibre washer	1
14	41361..	" pipe complete	1
48735..	48735..	Mudguard only	1
89791..	89791..	" stay (rear)	2
18446..	18446..	" bolt	2
26998..	26998..	" nut	2
89792..	89792..	" stay stud $\frac{5}{16}$ " \times $\frac{7}{8}$ " B.S.F.	4
27944..	27944..	" " nut	6
22	44114..	Mudguard only	1
23	44189..	" stay, front	1
24	44125..	" rear	1
1083..	1083..	" bolt	4
26998..	26998..	" " nut	4
88149..	88149..	" stud, $\frac{5}{16}$ " \times $\frac{7}{8}$ " B.S.F.	2
89792..	89792..	" " " $\frac{5}{16}$ " \times $\frac{7}{8}$ " B.S.F.	2
27944..	27944..	" " " nut	4
25	86485..	Number plate	1
26	5171..	" " screw	3
27	14904..	" " clip	3
14905..	14905..	" " collar	3
14906..	14906..	" " nut	3



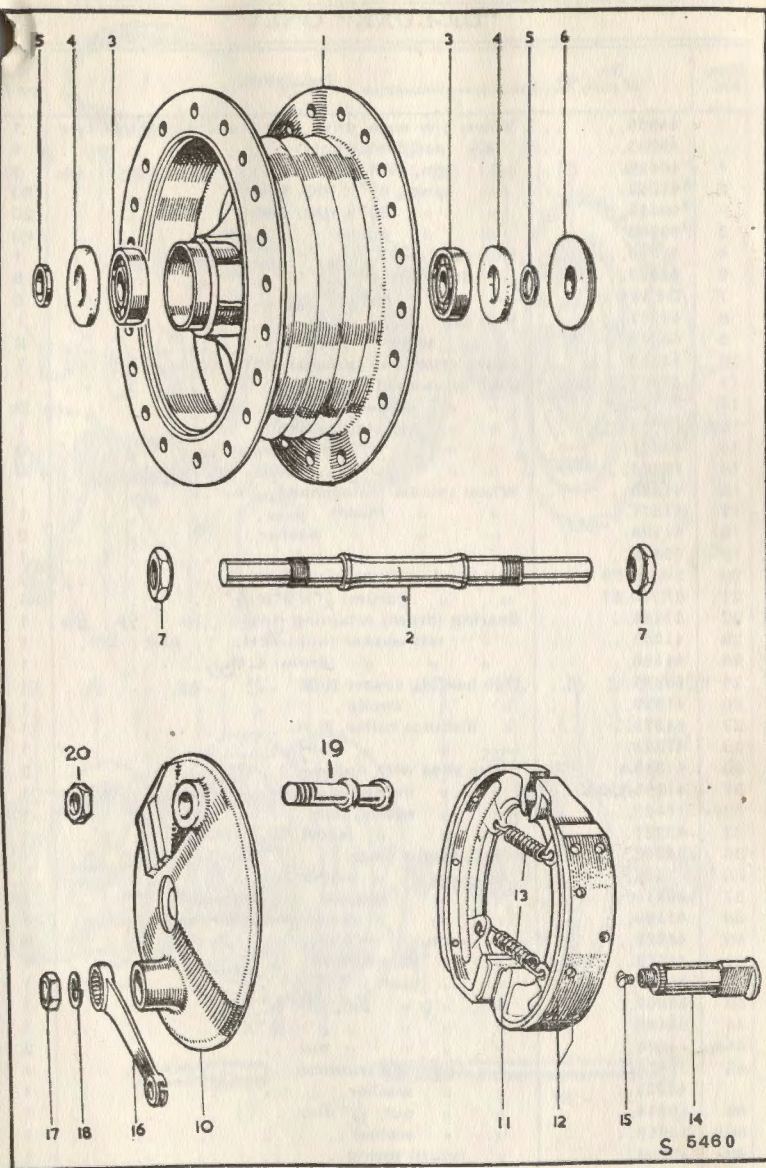
FRONT WHEEL AND BRAKE, "DE-LUXE" & "SPORTS"

Illus. No.	No. of part.	Description.	No. per set
	43270..	Wheel with brake assy. (less tyre)	1
	40414..	" rim WM 2-17	1
	*43594..	" spoke (outer) 5 $\frac{5}{16}$ " \times 10g butted Bg	40
	*29206..	" " nipple	40
1	43527..	Hub and brake drum	1
2	36468..	" spindle	1
3	SK/RLS5	" journal bearing $\frac{1}{2}$ " \times 1 $\frac{1}{16}$ " \times $\frac{7}{16}$ "	2
4	21466..	" felt washer	2
5	30538..	" distance collar	2
6	40982..	" centre	1
7	31347..	" spindle nuts	2
10	43718..	Brake cover plate	1
11	43263A	" shoe c/w lining	2
12	43264A/BX	" lining (1 pair c/w rivets)	1
13	26033..	" shoe return spring	2
19	43215..	" " fulcrum pin	1
20	28715..	" " " " nut	1
	17551..	" " " " washer	1
14	43720..	" operating cam	1
15	14472..	" " " plug screw	1
16	38905..	" lever	1
17	10314..	" " nut, $\frac{7}{16}$ " dia.	1
18	14613..	" " spring washer	1

* Spokes and Nipples screwed .140" dia. \times 40 T.P.I.

STANDARD SHAKEPROOF WASHERS

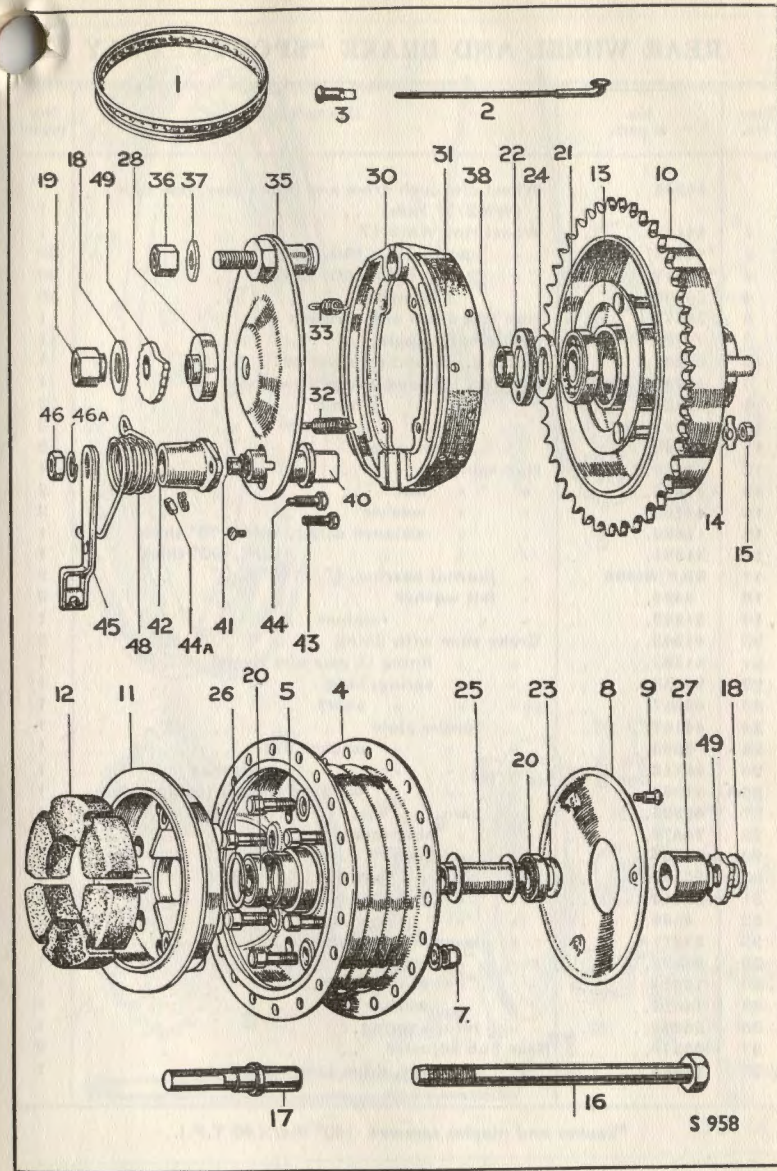
No. of Part	Dia.	No. of Part	Dia.
29058	$\frac{3}{16}$ "	27918	$\frac{3}{8}$ "
27916	$\frac{1}{4}$ "	27919	$\frac{7}{16}$ "
27917	$\frac{5}{16}$ "	27920	$\frac{1}{2}$ "



DETACHABLE REAR WHEEL & BRAKE "DE-LUXE" ONLY

Illus. No.	No. of part.	Description.	No. per set
	44965..	Wheel c/w cush drive and brake assy., less tyre	1
	44055..	" (detachable only)	1
1	40414..	" rim, WM 2-17	1
2	*41043..	" spoke, 5 $\frac{1}{8}$ " x 10G. B8G	20
	*40416..	" " 5 $\frac{1}{8}$ " x 10G. B8G	20
3	*29206..	" " nipple	40
4	41090..	Hub only	1
5	41000..	" drive pin	6
7	DE394	" " nut	6
8	40981..	Hub cap	1
9	40983..	" " screw	3
10	41233..	Brake drum and sprocket, 46T	1
11	40967..	Cush drive shell	1
12	26193..	" " rubber	6
13	41003..	" " locking assembly	1
14	41001..	" " stud washer	3
15	19870..	" " " nut	3
16	41369..	Wheel spindle (detachable)	1
17	41371..	" " (fixed)	1
18	41185..	" " " washer	2
19	28832..	" " " nut	1
20	SK/RLS5	Ball bearing (hub) $\frac{3}{8}$ " x $1\frac{1}{8}$ " x $\frac{7}{16}$ "	2
21	SK/RLS7	" (drum) $\frac{7}{8}$ " x $2\frac{1}{8}$ " x $\frac{1}{8}$ "	1
22	41108..	Bearing (drum) retaining ring	1
23	41006..	" felt washer (hub) R.H.	1
24	41106..	" " (drum) L.H.	1
25	40995..	Hub bearing spacer tube	1
26	41032..	" " circlip	1
27	41372..	" distance collar, R.H.	1
28	41373..	" " L.H.	1
30	41343A	Brake shoe with lining	2
31	41285A/BX	" " lining, (one pair c/w rivets)	1
32	26033..	" " spring, long	1
33	42267..	" " " short	1
35	44805..	" torque plate	1
36	7598..	" " anchor nut	1
37	20112..	" " " washer	1
38	41105..	" " distance washer (behind plate)	1
40	46326..	cam	1
41	14472..	" plug screw	1
42	26347..	" bush	1
43	26309..	" " pin, $\frac{1}{4}$ " x $\frac{9}{16}$ " x 26	1
44	85140..	" " " $\frac{1}{4}$ " x $\frac{9}{16}$ " x 26	1
44A	4395..	" " " nut	2
45	23371A	" lever and trunnion	1
	46325..	" " washer	1
46	10314..	" " nut, $\frac{7}{16}$ " dia.	1
46A	14613..	" " washer	1
48	36904..	" return spring	1
49	36649..	Rear hub adjuster	2

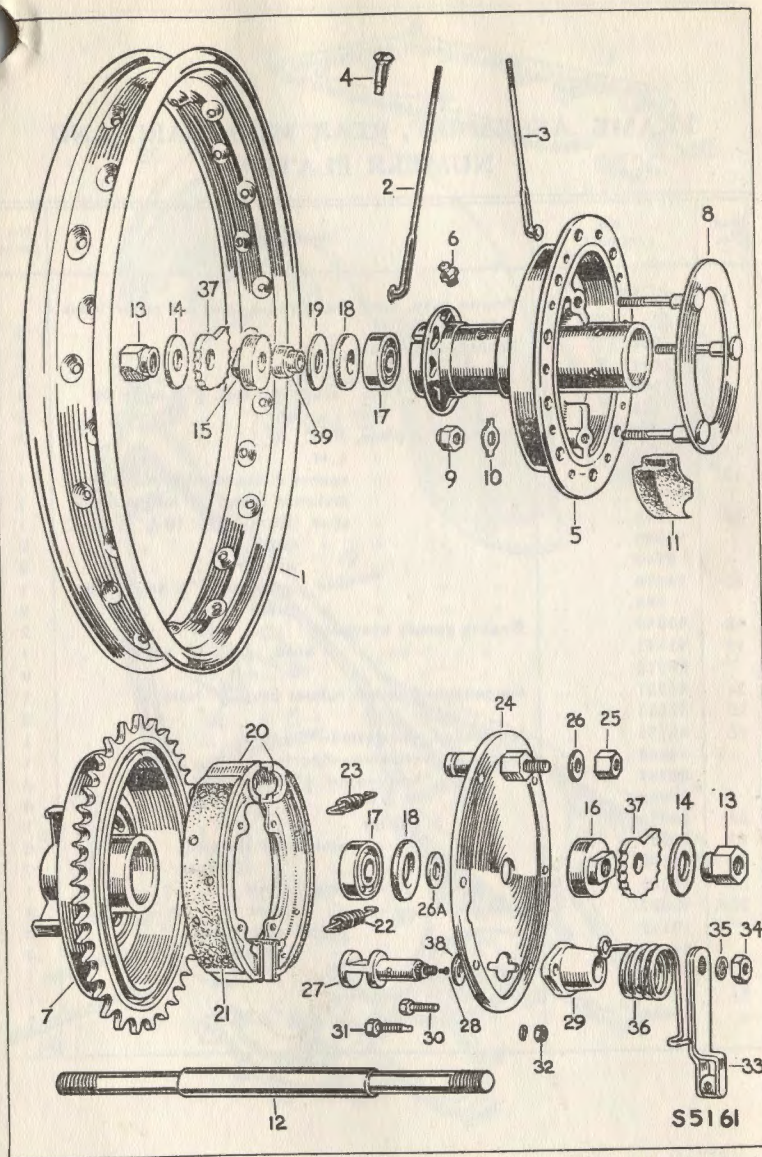
*Spokes and Nipples screwed "140" dia. x 40 T.P.I.



REAR WHEEL AND BRAKE "SPORTS" ONLY

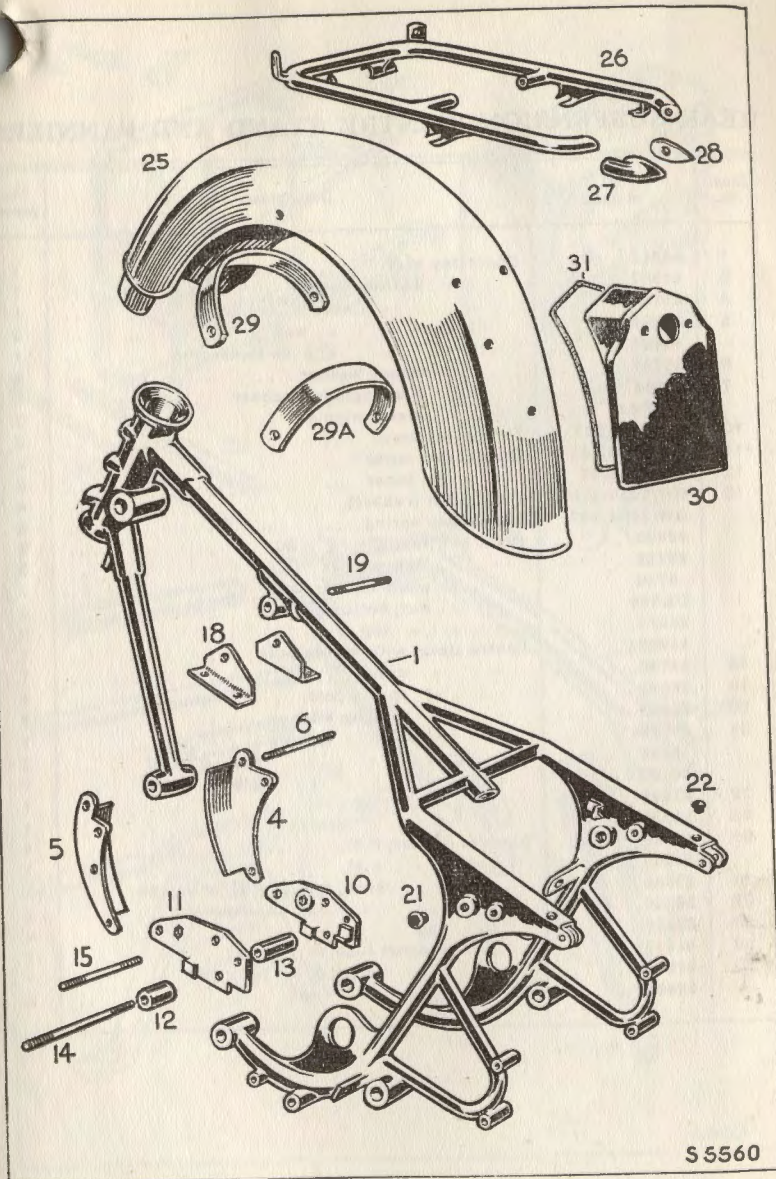
Illus. No.	No. of part.	Description.	No. per set
	44268..	Wheel c/w cush drive and brake assy. less tyre (WM2-17 Rim)	1
1	44112..	Wheel rim WM2-17	1
2	*44123..	" spoke, 7 $\frac{1}{2}$ " x 10G, B8G	20
3	*40417..	" " 6 $\frac{3}{4}$ " x 10G, B8G	20
4	*29206..	" " nipple	40
5	36675..	Hub less drum and sprocket	1
6	TC/PZ6	" grease nipple	1
7	26287..	Brake drum and sprocket 46T	1
8	40794..	Sprocket lockring and pin assembly	1
9	41829..	" " pin nut	3
10	14691..	" " " washer	3
11	26193..	" cush rubber	6
12	41879..	Hub spindle	1
13	28832..	" " nut	2
14	41185..	" " washer	2
15	41880..	" " distance collar, R.H., .75" thick	1
16	41881..	" " " L.H., .92" thick	1
17	SKF/RMS5	" journal bearing, $\frac{5}{8}$ " x 1 $\frac{13}{16}$ " x $\frac{7}{16}$ "	2
18	9484..	" felt washer	2
19	31962..	" " retainer	1
20	41343..	Brake shoe with lining	2
21	41285..	" " lining (1 pair c/w rivets)	1
22	26033..	" " spring, long	1
23	42267..	" " " short	1
24	44167..	" torque plate	1
25	7598..	" " " anchor nut	1
26	20112..	" " " " washer	1
26A	11203..	" " " distance washer (behind plate)	1
27	46326..	" cam	1
28	14472..	" " plug screw	1
29	26347..	" " bush	1
30	26309..	" " " pin, $\frac{1}{4}$ " x $\frac{1}{8}$ " x 26	1
31	85140..	" " " " $\frac{1}{4}$ " x $\frac{1}{8}$ " x 26	1
32	4395..	" " " nut	2
33	23371A	" lever and trunnion	1
38	46325..	" " washer	1
34	10314..	" " nut, $\frac{1}{8}$ " dia.	1
35	14613..	" " washer	1
36	38904..	" return spring	1
37	36649..	Rear hub adjuster	2
39	32454..	" " speedo. drive spacing collar	1

*Spokes and nipples screwed .140" dia. x 40 T.P.I.



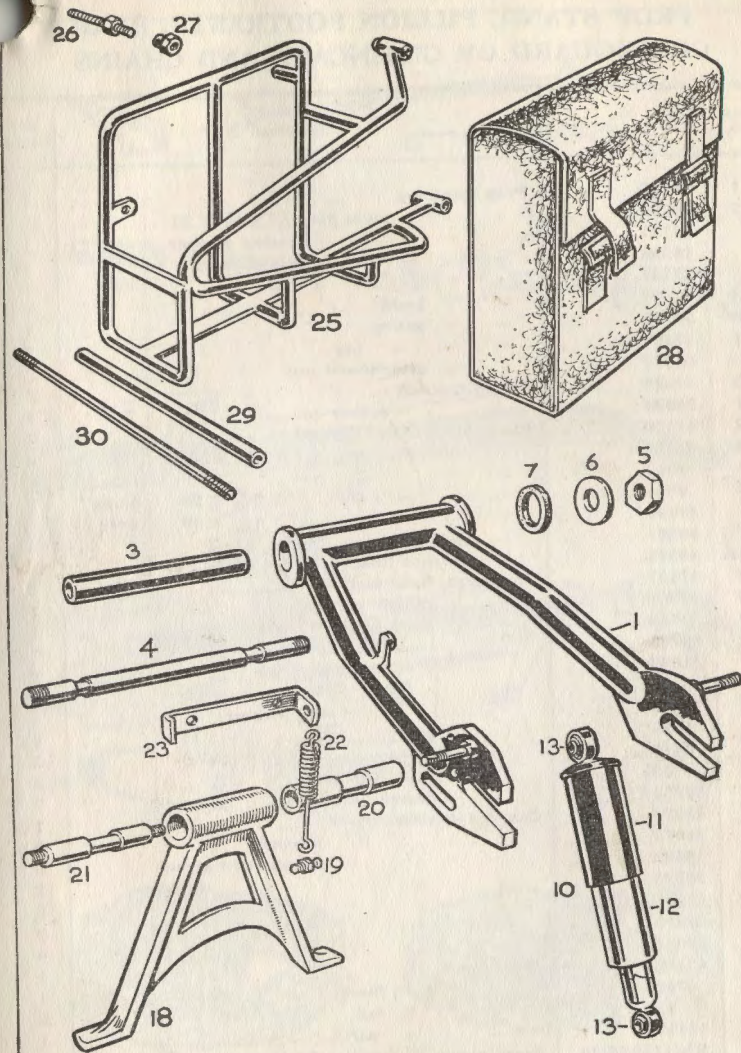
FRAME ASSEMBLY, REAR MUDGUARD AND NUMBER PLATE

Illus. No.	No. of part.	Description.	No. per set
1	45385..	Frame assy. with head races, less all other loose fittings	1
4	42090..	Front engine plate, R.H.	1
5	42091..	" " " " L.H.	1
6	35948..	" " " " stud (frame), $\frac{1}{2} \times 5\frac{1}{4} \times 26$	1
	402..	" " " " nut	2
10	39209..	Rear engine plate, R.H.	1
11	39210..	" " " " L.H.	1
13	35060..	" " " " spacer & stand stop	1
	40558..	" " " " distance tube, $1\frac{1}{4}$ long, L.H.	1
14	44948..	" " " " stud (frame) $\frac{3}{8} \times 10\frac{1}{16} \times 26$	1
	26995..	" " " " nut	2
	6740..	" " " " washer	2
15	14176..	" " " " (gearbox) $\frac{1}{2} \times 5\frac{3}{16} \times 26$	1
	402..	" " " " nut	2
18	45340..	Engine steady bracket	2
19	41331..	" " " " stud, $\frac{7}{16} \times 1\frac{7}{8} \times 26$	1
	10814..	" " " " nut	2
21	41937..	Suspension bracket rubber plug, $\frac{3}{8}$ " hole	2
22	42834..	" " " " " $\frac{5}{16}$ " "	2
25	45732..	Mudguard, enamelled—De luxe	1
	44806..	" " chrome—Sports	1
	38767..	" " bolt, rd/hd. $\frac{1}{2} \times \frac{1}{2} \times 26$	4
	26998..	" " nut	4
26	42270..	" " carrier	1
27	39767..	" " " " end cover (plastic)	2
28	41196..	" " " " stiffener	2
29	45026..	" " " " bridge, front	1
29A	45027..	" " " " rear	1
	10142..	" " " " screw	4
	20199..	" " " " spacer	4
30	41039..	Number plate	1
31	41087..	" " " " beading	1
	22655..	" " " " bolt, $\frac{5}{16} \times \frac{11}{16} \times 26$	1



REAR SUSPENSION, CENTRE STAND AND PANNIERS

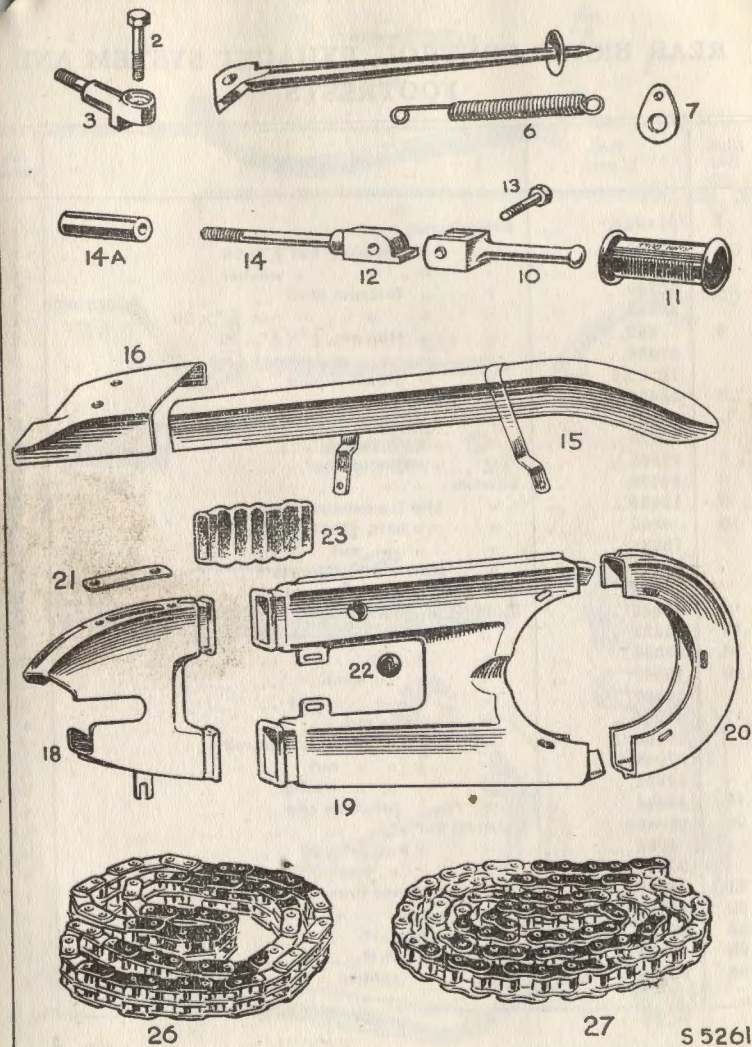
Illus. No.	No. of part.	Description.	No. per set
1	44612..	Chainstay assy.	1
3	41367..	" bearing tube	1
4	39136..	" " stud	1
5	38894..	" " " nut	2
	45703..	" " " " lockscrew	1
6	33787..	" thrust washer	2
7	39816..	" dust excluder, rubber	2
	TC/PZ6	" grease nipple	2
10	GR/SB3/227..	Spring box assy.	2
11	GR/9054/152	Dust cover, outer	2
12	GR/9054/47..	" " inner	2
13	GR/9054/316H	Pivot bush (rubber)	4
	GR/9054/277	Suspension spring	2
	42002..	Pivot pin, top, $\frac{3}{8}$ " \times $1\frac{1}{8}$ " \times 20	2
	33783..	" " lock washer	2
	6740..	" " plain washer, top	2
	DE394	" " nut, bottom	2
	26374..	" " " top	2
	44928..	Centre stand with spring post	1
18	44730..	" " only	1
19	36861..	" " spring post	1
20	33824..	" " bearing sleeve	1
21	34113..	" " " spindle	1
	1898..	" " " nut, $\frac{1}{8}$ " \times 26	2
	TC/PZ6	" " " grease nipple	1
22	37891..	" " spring	1
23	34920..	" " strap	1
25	41634..	Pannier carrier, R.H.	1
	41635..	" " L.H.	1
26	37256..	" stud, top, $\frac{1}{2}$ " \times $2\frac{1}{2}$ " o'all \times 26	2
27	20356..	" " nut, shouldered	2
28	38559..	bag	2
29	41676..	support tube	1
30	41677..	" stud, $\frac{3}{8}$ " \times $11\frac{1}{8}$ " \times 26	1
	26995..	" " " nut	2



S5660

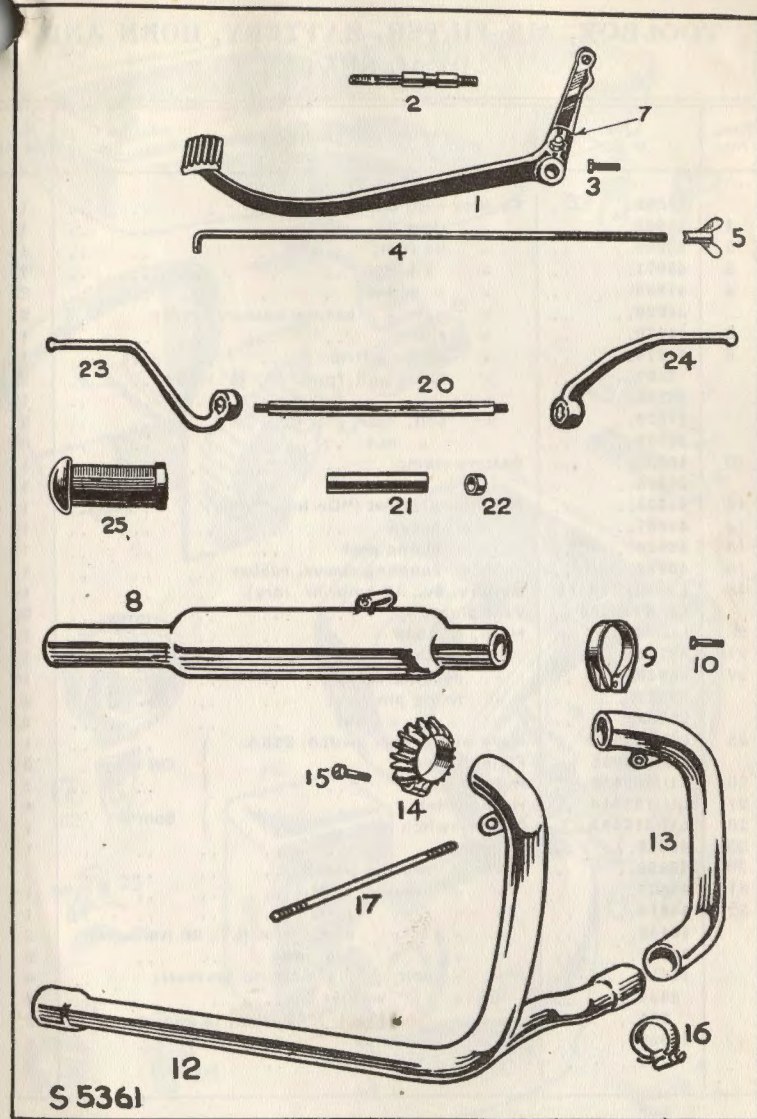
PROP STAND, PILLION FOOTRESTS, REAR CHAINGUARD OR CHAINCASE AND CHAINS

Illus. No.	No. of part.	Description.	No. per set
1	37188..	Prop stand leg	1
2	38790..	" " " pivot pin, $\frac{7}{16} \times 1\frac{1}{8} \times 26$	1
	38791..	" " " " " spring washer	1
	13253..	" " " " " plain washer	1
	37258..	" " " " " nut	1
3	48707..	" " body	1
6	34908..	" " spring	1
7	37211..	" " tag	1
	36872..	" " attachment nut	1
10	41526..	Pillion footrest	2
11	26324..	" " rubber	2
12	41523..	P/rest pivot block	2
13	41499..	" " " pin, $\frac{5}{16} \times 1\frac{1}{8} \times 26$	2
	3257..	" " " nut	2
14	9490..	" " " stud, $\frac{7}{16} \times 3\frac{3}{16} \times 26$	1
	37199..	" " " " " $\frac{7}{16} \times 4\frac{1}{16} \times 26$	1
	30807..	" " " nut	2
14A	39345..	" " distance tube	1
18	43507..	Chaincase, fixed section	1
19	44801..	" " middle section	1
20	43506..	" " loose section	1
21	39290..	" " inspection cover	1
	1083..	" " " pin	2
	82..	" " " washer	2
22	35487..	" " " plug (rubber)	1
	1083..	" " " pin	5
	6716..	" " " screw	2
	82..	" " " washer	2
23	38804..	" " " flexible joint	2
16	46073..	Gearbox sprocket cover	1
	46075..	" " " bracket	2
	46482..	" " " attachment screw	2
	25226..	" " " " " washer	2
	46481..	" " " " " nut	2
	20689..	" " " " " stud, $\frac{5}{16} \times 4\frac{1}{8} \times 26$	2
	26997..	" " " " " nut	4
15	44819..	Chainguard	1
	4281..	" " bolt, front	1
	82..	" " " nut	2
	14447..	" " " rear	1
26	RN/114088/90	Front chain, $\frac{3}{8}$ " duplex $\times 90$ pitches	1
27	RN/110056/100	Rear chain, $\frac{3}{8}$ " $\times \frac{3}{8}$ " $\times 100$ pitches	1



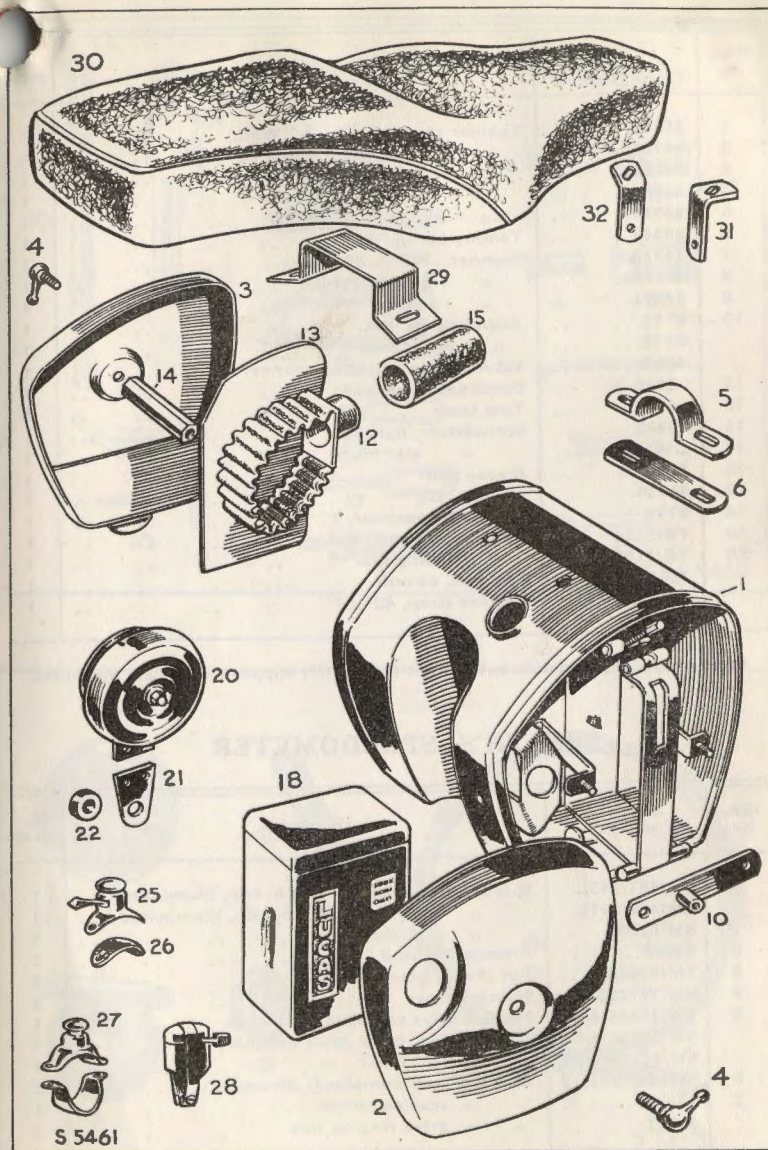
REAR BRAKE CONTROL, EXHAUST SYSTEM AND FOOTRESTS

Illus. No.	No. of part.	Description.	No. per set
1	41183A	Brake pedal	1
	26995..	" " securing nut $\frac{3}{8} \times 26$	1
	15641..	" " " washer	1
2	40839..	" " fulcrum stud	1
	10314..	" " " nut $\frac{7}{16} \times 26$	1
3	252..	" " " stop pin, $\frac{1}{4} \times \frac{3}{4} \times 26$	1
	27000..	" " " locknut	1
	TC/PZ6	" " " grease nipple	1
4	38600..	" " rod	1
	14691..	" " " washer	1
	30779..	" " " split pin, $\frac{1}{16} \times \frac{3}{4}$	1
5	17691..	" " " adjusting nut	1
8	40738..	Silencer	1
9	12882..	" " clip (to exhaust pipe)	1
10	4860..	" " bolt, $\frac{1}{2} \times 1 \frac{1}{16} \times 26$	1
	12881..	" " " nut	1
	37199..	" " stud } "Sports"	1
	1898..	" " nut } only	1
12	46586..	Exhaust pipe R.H.	1
13	45322..	" " L.H.	1
14	41044..	" " " clip	2
15	19555..	" " " stud	2
	26998..	" " " nut	2
17	44964..	" " " tie rod	1
	26168..	" " " " nut, collared	2
	27001..	" " " " nut	2
	14691..	" " " " washer	2
16	44442..	" " " junction clip	1
20	38959A	Footrest bar	1
	1898..	" " " nut $\frac{7}{16} \times 26$	2
	20018..	" " " washer	2
21	39197..	" " " distance tube, centre, $3 \frac{3}{4}$ " long	1
22	41017..	" " " " R.H. $\frac{3}{8}$ " long	1
23	43233..	" " " arm, L.H.	1
24	43232..	" " " " R.H.	1
25	25838..	" " " rubber	2



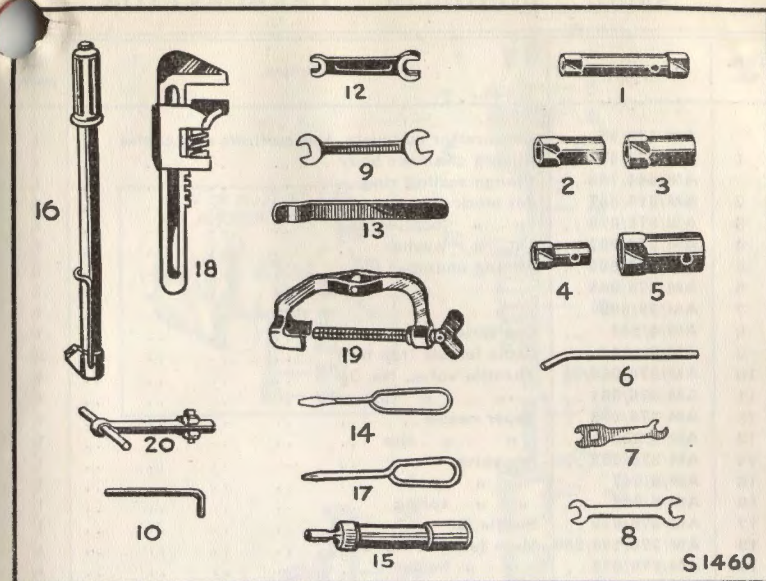
TOOLBOX, AIR FILTER, BATTERY, HORN AND DUAL SEAT

Illus. No.	No. of part.	Description.	No. per set
1	45065..	Toolbox with lids	1
2	45062..	" less lids	1
2	43298..	" lid R.H.	1
3	43071..	" " L.H.	1
4	41860..	" " screw	2
	38803..	" " " keeper washer, rubber	2
5	41479..	" clip	1
6	44374..	" packing strip	1
	7201..	" fixing bolt, front, $\frac{1}{4}'' \times \frac{11}{16}'' \times 26$	2
	25586..	" " " collar	1
	26379..	" bolt, rear, $\frac{1}{4}'' \times \frac{11}{16}'' \times 26$	2
	26998..	" " nut	4
10	45053..	Battery clamp	1
	26998..	" " nut $\frac{1}{4}''$	1
12	41805..	Air filter element ("De luxe" only)	1
13	44887..	" " cover	1
14	43068..	" " clamp post	1
15	40334..	" " coupling sleeve, rubber	1
18	LU/PUZ7E-11	Battery, 6v., 12 amp. hr. (dry)	1
20	LU/4179506	Vent plug	3
20	LU/70142B	Horn, HF1849	1
21	43754	" bracket	1
22	35949..	" packing collar	1
	32423..	" fixing pin	2
	26999..	" " nut	2
25	LU/31563D	Horn and Dipper switch, 25SA	1
	LU/136291	Fixing screw	2
26	LU/380459	Rubber base	1
27	LU/76204A	Horn switch	1
28	LU/31549A	Dipper switch	1
30	45815..	Dual seat	1
29	45822..	" " bracket (rear)	1
31	44620..	" " bracket, R. H.	1
32	44619..	" " " L.H.	1
	10142..	" " " bolt, $\frac{5}{16}'' \times \frac{11}{16}'' \times 26$ (to carrier)	2
	26997..	" " " nut	2
	12659..	" " " bolt, $\frac{5}{16}'' \times \frac{1}{2}'' \times 26$ (to brackets)	4
	8634..	" " " washer	2
	251..	" " " $\frac{1}{4}'' \times \frac{1}{2}'' \times 26$ (rear, to guard)	2
	26998..	" " " nut	2
	82..	" " " washer	2



TOOL KIT*

Illus. No.	No. of part.	Description.	No. per set
1	35634..	Tubular spanner, $\frac{1}{2} \times \frac{1}{8}$ " Whit.	1
2	44710..	" " sparking plug	1
3	24095..	" " $\frac{1}{8}$ " Whit.	1
4	35635..	" " $\frac{3}{16}$ " Whit.	1
5	24094..	" " $\frac{11}{16}$ " Whit.	1
6	29042..	Tommy bar $\frac{5}{16}$ " dia.	1
7	24092..	Spanner, .343" X .380" Hex.	1
8	27896..	" $\frac{3}{16} \times \frac{1}{4}$ " Whit.	1
9	29044..	" $\frac{1}{4} \times \frac{1}{8}$ " Whit.	1
10	ST78 ..	Allen key $\frac{1}{8}$ " hex.	1
	ST79 ..	" " $\frac{3}{16}$ " hex.	1
	43449..	Valve rocker adjusting spanner	1
12	6406..	Combination spanner	1
13	4272..	Tyre lever	1
14	3482..	Screwdriver, flat blade	1
17	DWU 05	" star blade	1
15	16014..	Grease gun	1
16	16026..	Inflator, 12 $\frac{1}{2}$ "	1
18	ST73 ..	Adjustable spanner, 7"	1
19	TE/1124	Valve spring compressor	1
20	TE/1167	" grinding tool	1
	16007..	Tool roll, canvas	1
	ST71 ..	Leather strap, 42" X 1"	1

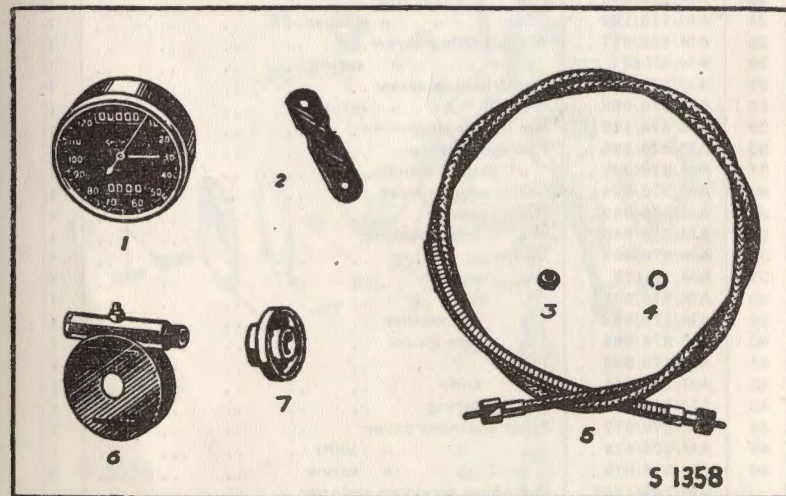


S 1460

*These tools are available but are not necessarily supplied with new machines.

SMITH'S SPEEDOMETER

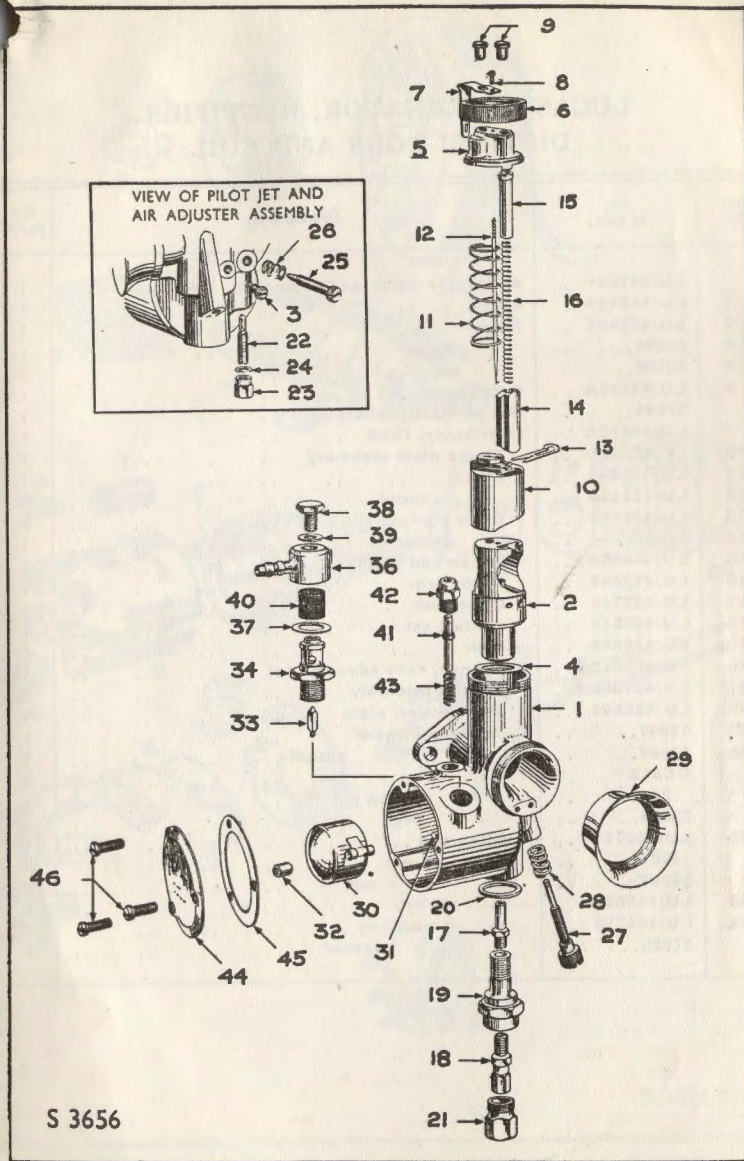
Illus. No.	No. of part.	Description.	No. per set
1	SM/487/243L	Speedometer head 120 m.p.h. trip, illuminated	1
	SM/467/247L	" " 180 k.p.h. trip, illuminated	1
	SM/53205 ..	" light bulb	1
2	38896..	Bracket for head	1
3	SM/N/1253	Nut (fixing bracket to head)	2
4	SM/W7216	Spring washer	2
5	SM/53395/4/54	Flexible drive complete, 54 inches	1
	SM/53398/4/54	" " outer cable assembly	1
	SM/52108/1/54	" " inner "	1
6	SM/BG5303/10	Gear box (self-contained) complete	1
7	40989..	" " spacing collar	1
	81997..	" " drive ring on hub	1



S 1358

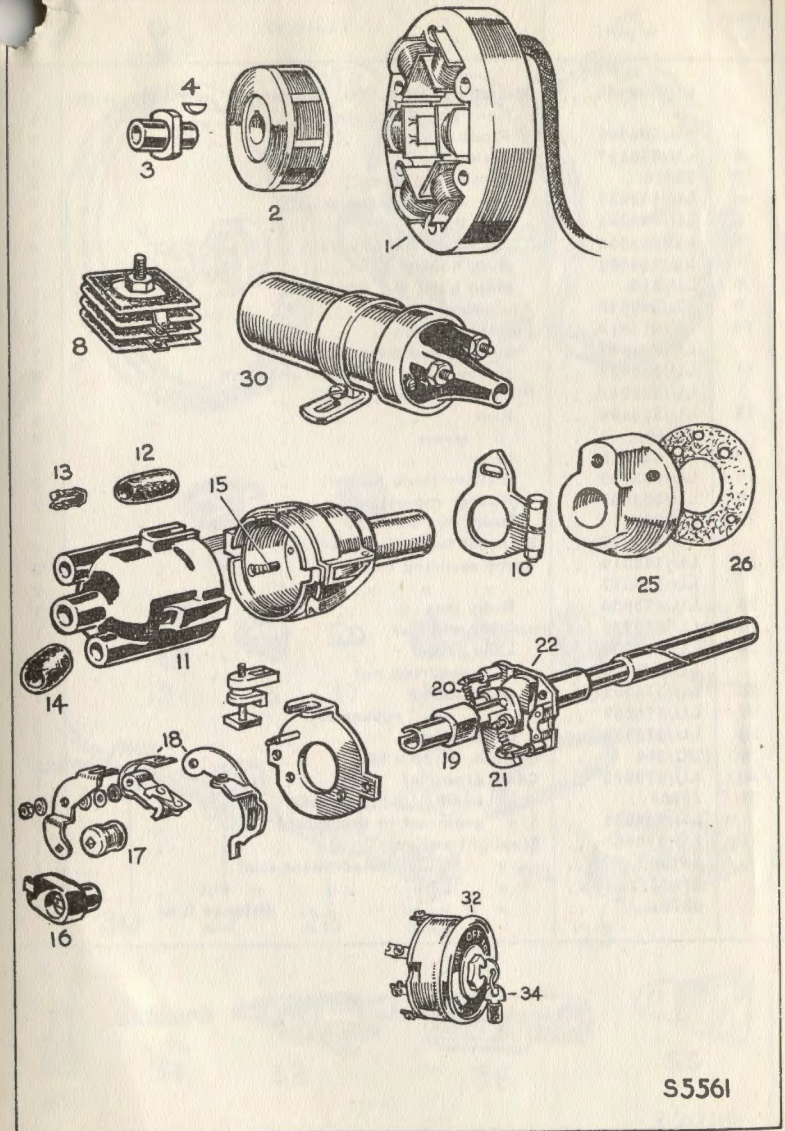
AMAL "MONOBLOC" CARBURETTOR

Illus. No.	No. of part.	Description.	No. per set
	AM/376/92 ..	Carburettor complete, less controls and cables ..	1
1	AM/376/001 ..	Mixing chamber body	1
	AM/244/765 ..	Flange sealing ring	1
2	AM/376/057 ..	Jet block	1
3	AM/376/070 ..	" " locating peg	1
4	AM/376/067 ..	" " washer	1
5	AM/376/099 ..	Mixing chamber top	1
6	AM/376/065 ..	" " " cap ring	1
7	AM/29/308 ..	" " " spring	1
8	AM/4/241 ..	Cap spring screw	1
9	AM/6/132A ..	Cable ferrule (top hat)	2
10	AM/376/060/3½	Throttle valve, No. 3½	1
11	AM/376/061 ..	" " spring	1
12	AM/376/063 ..	Taper needle	1
13	AM/4/230 ..	" " clip	1
14	AM/376/062 ..	Air valve	1
15	AM/6/047 ..	" " guide	1
16	AM/4/046 ..	" " spring	1
17	AM/376/072 ..	Needle jet	1
18	AM/376/100/250	Main jet, Std. No. 250	1
19	AM/376/073 ..	" " holder	1
20	AM/376/074 ..	" " " washer	1
21	AM/376/075 ..	" " cover nut	1
22	AM/376/076/30	Pilot jet, Std. No. 30	1
23	AM/376/095 ..	" " cover nut	1
24	AM/116/162 ..	" " " washer	1
25	AM/832/017 ..	Air adjusting screw	1
26	AM/4/148 ..	" " " spring	1
27	AM/376/068 ..	Throttle stop screw	1
28	AM/376/069 ..	" " " spring	1
29	AM/376/110 ..	Air intake ring	1
30	AM/376/083 ..	Float, complete	1
31	AM/376/085 ..	" hinge spindle	1
32	AM/376/094 ..	" spindle bush	1
33	AM/376/089 ..	" needle	1
34	AM/376/088 ..	" " seating	1
36	AM/376/097 ..	Banjo	1
37	AM/14/175 ..	" washer	1
38	AM/376/091 ..	" bolt	1
39	AM/376/092 ..	" " washer	1
40	AM/376/093 ..	" filter gauze	1
41	AM/376/086 ..	Tickler	1
42	AM/343/011 ..	" body	1
43	AM/376/087 ..	" spring	1
44	AM/376/077 ..	Float chamber cover	1
45	AM/376/078 ..	" " " joint	1
46	AM/376/079 ..	" " " screw	3
	AM/244/1037	Monobloc servicing spanner	1



LUCAS ALTERNATOR, RECTIFIER, DISTRIBUTORS AND COIL

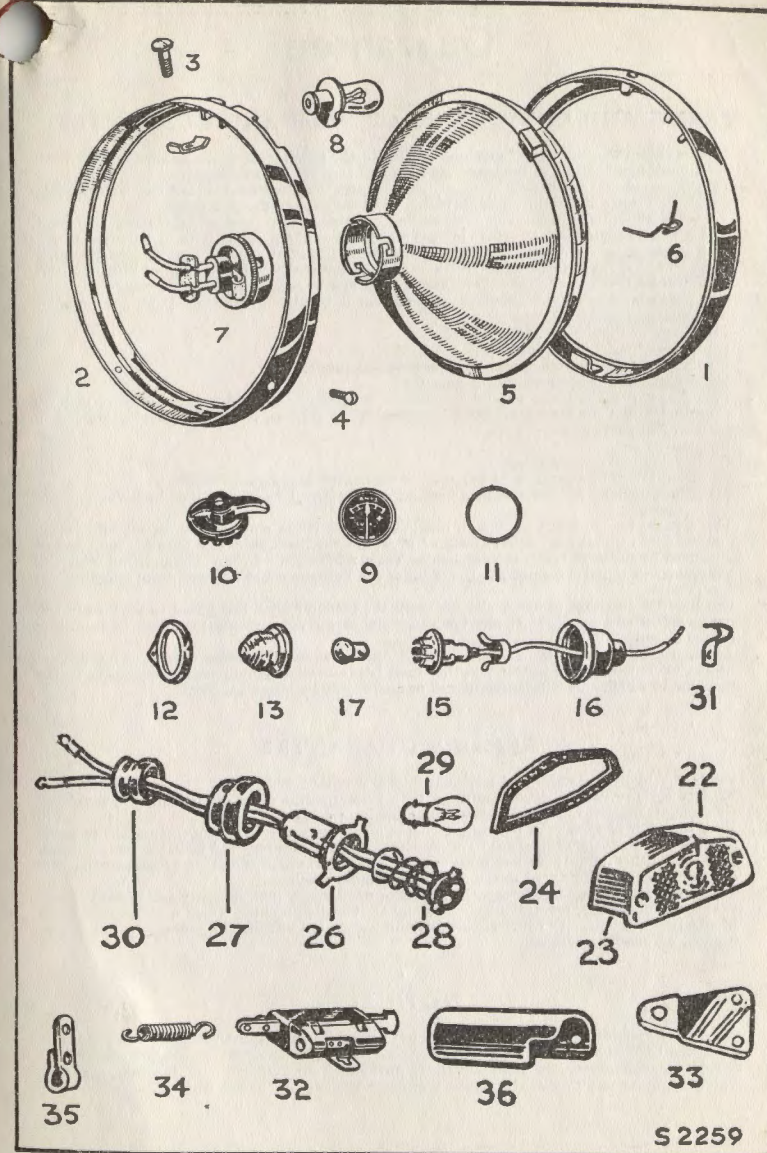
Illus. No.	No. of part.	Description.	No. per set
	LU/047581 ..	Alternator stator and rotor assy., RM 15 ..	1
1	LU/469427 ..	Stator	1
2	LU/428506 ..	Rotor	1
3	48385.. ..	" sleeve	1
4	48386.. ..	" key	1
8	LU/47132A ..	Rectifier	1
	27944.. ..	Nut on Rectifier spindle	1
	LU/40610A ..	Distributor, 18D2	1
10	LU/420151 ..	Clamp plate assembly	1
11	LU/425049 ..	Cap	1
12	LU/421554 ..	" grommet	2
13	LU/421863 ..	Cable contact clip	2
14	38452.. ..	" grommet	1
15	LU/404435 ..	Brush and spring	1
16	LU/428486 ..	Rotor arm	1
17	LU/421748 ..	Condenser	1
18	LU/425219 ..	Contact set	1
19	LU/425598 ..	Cam	1
20	LU/425512/S..	Springs, auto advance, set	1
21	LU/421056/S..	Weight assembly	1
22	LU/425596 ..	Shaft action plate	1
25	44047.. ..	Distributor bracket	1
26	48357.. ..	" " gasket	1
	DE518	" " pin	3
	251.. ..	" clamp pin	1
	38678.. ..	" peg	1
30	LU/45077B ..	Ignition coil	1
	4281.. ..	" " pin	2
	26998.. ..	" " nut	2
32	LU/34093B ..	" switch	1
34	LU/344715 ..	" " key	1
	37680.. ..	" " washer	1



S5561

LUCAS LAMPS AND STOPLIGHT

Illus. No.	No. of part.	Description.	per
	LU/50943E ..	Headlamp MCF 700, comprising unit light with front and fixing rims	1
1	LU/553248 ..	Front rim	1
2	LU/553267 ..	Fixing rim	1
3	39218..	Rim fixing screw	2
4	LU/144921 ..	" adjusting screw	1
5	LU/553925 ..	Unit light	1
6	LU/504665 ..	" " fixing wire	4
7	LU/554602 ..	Bulb holder	1
8	LU/312 ..	Main bulb, 6v., 30×24w.	1
9	LU/36084F ..	Ammeter	1
10	LU/31491A ..	Lighting switch	1
	LU/351567 ..	Handle and fixing screw	1
11	LU/365408 ..	Rubber ring, ammeter or switch	2
	LU/52234A ..	Pilot lamp comp., L550	2
12	LU/526498 ..	Rim	2
	39218..	" screw	2
13	LU/578615 ..	Lens	2
15	LU/553780 ..	Interior (bulb holder)	2
16	LU/526493 ..	Rubber mounting	2
17	LU/988 ..	Bulb, 6v., 3w.	2
	LU/53432B ..	Stop tail lamp No. 564	1
21	LU/166014 ..	Lamp securing nut	2
	LU/188327 ..	" " " washer	2
22	LU/573839 ..	Ruby lens	1
23	LU/575200 ..	Clear window	1
24	LU/575208 ..	Lens gasket	1
	LU/575219 ..	" securing nut	2
26	LU/575209 ..	Bulb holder	1
27	LU/575207 ..	" " rubber cap	1
28	LU/573828 ..	Contact assy.	1
29	LU/384 ..	Bulb, 6v., 6×18w.	1
30	LU/573825 ..	Cable grommet	1
31	35605..	" band (stoptlight cable)	3
	LU/199001 ..	" grommet in mudguard	1
	LU/31688 ..	Stoptlight switch	1
	35702..	" " attachment stud	1
	27944..	" " " " nut	1
	42701..	" " " " distance tube	1



S 2259

Guarantee

Ron Hadfield.
BOLTON 493192

TERMS AND CONDITIONS OF SALE AND GUARANTEE

1. In this Guarantee the word "machine" refers to the new motor cycle, scooter, motor cycle combination or sidecar, as the case may be, purchased by the Purchaser.
2. In order to obtain the benefit of this Guarantee, the Purchaser must correctly complete the registration form and return it to us within fourteen days of the purchase.
3. We will supply, free of charge, a new part in exchange for, or, if we consider repair sufficient, will repair free of charge any part proved within six months of the date of purchase of any new machine, or within three months of its renewal or repair in the case of a part already renewed or repaired, to be defective by reason of our faulty workmanship or materials. We do not undertake to bear the cost of fitting such new or repaired part or accessory.
4. Any part considered to be defective must be sent to our Works, carriage paid, accompanied by the following information:—
 - (a) Name of Purchaser and his address.
 - (b) Date of purchase of machine.
 - (c) Name of dealer from whom the purchase was made.
 - (d) Engine and frame numbers of machine.
5. This Guarantee shall not extend to defects or damage appearing after misuse, neglect, abnormal stress or strain, or the incorporation or affixing of unsuitable attachments or parts and in particular:—
 - (a) Hiring out.
 - (b) Racing and competitions.
 - (c) Adaptation or alteration of any part or parts after leaving our Works.
 - (d) The attaching of a sidecar in a manner not approved by us or to an unsuitable motor cycle.

This Guarantee shall not extend to machines whose trade mark, name, or manufacturing number has been altered or removed, or in which has been used any part not supplied or approved by us, or to tyres, saddles, chains, speedometers, revolution counters, and electrical equipment or to parts supplied to the order of the Purchaser and different from our standard specification.
6. Our liability and that of our dealer who sells the machine shall be limited to that set out in paragraph 3 and no other claims including claims for consequential damage or injury to person or property, shall be admissible.
All other conditions and warranties statutory or otherwise and whether express or implied are hereby excluded and no guarantee other than that expressly herein contained applies to the machine to which this Guarantee relates or any accessory or part thereof.

REPAIRS GUARANTEE

1. While the highest standard of workmanship and materials is aimed at, we cannot accept liability for any defects appearing more than three months after the machine, assembly or component, has left our Works after being repaired.
2. We will repair or replace at our option free of charge any defective work, materials or parts relating to the repairs carried out by us appearing within that time but shall not be under any further or other liability for any other loss or damage whether direct or consequential and our liability shall be limited to the cost of so making good.
3. We do not accept liability in respect of parts of proprietary manufacture, e.g. tyres, saddles, chains, speedometers, revolution counters and electrical equipment which may be used by us in effecting a repair. All other conditions and warranties statutory or otherwise express or implied are hereby excluded.

NOTICE

We do not appoint Agents for the sale on our behalf of our Motor Cycles or other goods but we assign to Motor Cycle Dealers areas in which we supply to such Dealers exclusively for re-sale in such areas. No such Dealer is authorised to transact any business, give any warranty, make any representations or incur any liability on our behalf.

